

CONTENTS

PRECISION 90

PEAR HEAD RATCHETS . . . 271-272

PREMIUM

PEAR HEAD RATCHETS . . . 272-273

CLASSIC

PEAR HEAD RATCHETS . . . 274-276

ROUND HEAD RATCHETS277

SPECIALTY RATCHETS278

DRIVE TOOLS &

ACCESSORIES SETS279

RATCHET ADAPTERS,

DRIVERS, & HANDLES . . . 280-281

EXTENSION SETS282

EXTENSIONS283-284

ADAPTERS &

UNIVERSAL JOINTS284-285

SOCKET SETS

1/4", 3/8", & 1/2" DRIVE

SOCKET SETS286-296

1/4" & 3/8" DRIVE

SOCKET SETS297-300

BIT SETS301-303

1/4" DRIVE

SOCKET SETS304-311

TORX BIT SETS311

HEX BIT SETS311-312

3/8" DRIVE

SOCKET SETS313-327

HEX BIT SETS328-330

3/8" & 1/2" DRIVE

SOCKET & HEX BIT SETS . . 331-332

1/2" DRIVE

SOCKET SETS333-345

HEX BIT SETS346-347

3/4" DRIVE SOCKET SETS . . 348-350

1" DRIVE SOCKET SETS351

INSULATED SOCKET SETS352

SOCKETS

1/4" DRIVE

SOCKETS353-359

HEX BIT SOCKETS359-360

3/8" DRIVE

SOCKETS361-369

HEX BIT SOCKETS370-371

1/2" DRIVE

SOCKETS372-378

HEX BIT SOCKETS378-379

3/4" DRIVE SOCKETS380-383

1" DRIVE SOCKETS384-385

INSULATED SOCKETS

1/4" DRIVE386

3/8" DRIVE386-387

1/2" DRIVE387-388

SOCKET RAILS & STUDS389

SOCKET BARS & CLIPS390





PRECISION

WHEN THERE IS NO TIME FOR DELAYS

MEET OR EXCEEDS STANDARDS

Plating Standard AS4984A: Requires Tools to have a 40% thicker* nickel-chrome coating for greater corrosion-resistance and durability.

Dimensional & Performance Standards

Requires tools to meet specifications to help promote safety, quality and effectiveness of products and services:

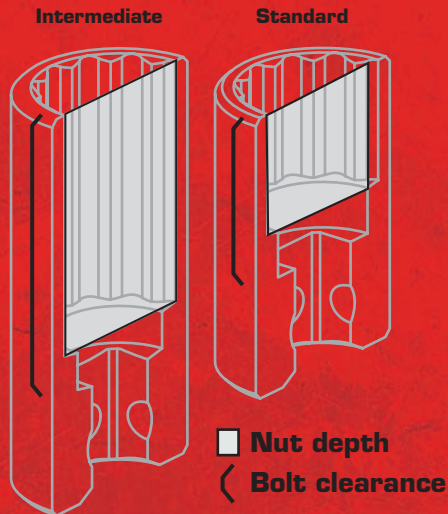
SAE AS955, SAE AS4283C, SAE AS954G, AS4984A.



INTERMEDIATE SOCKETS

PROTO® intermediate sockets feature increased Nut Depth and Bolt Clearance vs. Standard Length sockets.

This gives PROTO® intermediate sockets versatility in tight spaces.



*Than tools that meet ASME Specs

RATCHET GUIDE

CLASSIC PEAR HEAD RATCHETS
24-tooth gear produces 15° arc per click.
(Pg. 274)



PREMIUM PEAR HEAD RATCHETS
45-tooth gear produces 8° arc per click. Sealed ratchet head available with Quick Release button.
(Pg. 272)



PRECISION 90 PEAR HEAD RATCHETS
90-tooth gear produces 4° arc for optimum accessibility.
(Pg. 271)



AVIATION RATCHETS

Vertical hole drilled through drive plug. Installs frangible collars onto threaded pins.
(Pgs. 273, 274)



ROUND HEAD RATCHETS

72-tooth gear produces 5° arc for precision applications.
(Pg. 277)



SCAFFOLDING RATCHETS

Single-piece socket and drive tool with tether hole.
(Pg. 278)



INSULATED RATCHETS
Insulated to 1000V AC or 1500V DC.
(Pg. 278)



STUBBY RATCHETS

Used for tight quarters and enclosed spaces.
(Pg. 275)



ADDITIONAL FEATURES

LENGTH TYPES
LONG SHORT OR STANDARD

FINISH
FULL POLISH OR BLACK OXIDE

RATCHETING HEAD TYPE
FLAT HEAD OR FIXED HEAD

FEMALE DRIVE RATCHETS

Used on plug-end connectors like clamps, threading machines, and pipe-end caps. (Pg. 275)



FLEX-HEAD RATCHETS

Pivoting head to reach bolts at different angle. (Pg. 277)



LONG-HANDLED RATCHETS

Various lengths for extra leverage.
(Pgs. 271, 272, 274, 277)



SPUD HANDLE RATCHETS

Lines up steel beams before the bolts are tightened. (Pg. 278)



SOCKETS

We offer a wide range of socket sizes with different point counts to meet an equally wide range of job site needs. The right tool for the right job is frequently a very specific tool.

PROFILES



6 POINT

8 POINT

12 POINT

SPLINE

FINISHES

Finishes protect the tool from dirt, wear, and light damage. Different finishes serve different goals and industry needs.

Polished Chrome


finish is the industry standard. We upgrade ours to meet aerospace standards where applicable.



Black Oxide is used where the threat of any chrome peeling or chipping might be an issue.



Satin Chrome is used in larger sizes. The finish has more grip and better handling, especially with gloved hands.



LENGTHS



SUPER SHORT

STANDARD

INTERMEDIATE

DEEP

ADDITIONAL SOCKET TYPES



SPARK PLUG

UNIVERSAL

DRIVE SIZES: 1/4", 3/8", 1/2", 3/4" AND 1"

Manufactured to exceed ASME B107 specifications, Proto® sockets have a hardness rating of 47 to 51 HRC. Proto® leads the industry in the breadth and depth of its product line, and we have added more new sizes to our 1/2" Drive, 3/8" Drive, and 1/4" Drive sockets.



SCREWDRIVER BIT SOCKETS

Allows ratchets to sink and remove fasteners quicker than standard screwdrivers. Most sets will have a good range of the standard bits, along with a mix of specialty ones.



SLOTTED

PHILLIPS

TORX®

HEX BIT SOCKETS

Available in both metric and fractional sizes, Proto® Hex Bits also come in different lengths. The Ball End Hex Bit allows you to pivot as much as 15° in order to reach fasteners offset from the vertical.



BALL END

SHORT

MEDIUM

LONG

CROWFOOT

Frequently used where obstructions are an issue, a Crowfoot wrench, with a locking extension, can reach around pipes, tubes and rods that block direct access to the fastener.



OPEN END

FLARE NUT

12 POINT
FLARE NUT

INSULATED SOCKETS AND BIT SOCKETS

Used in electrical applications where it is not possible to power down the equipment being serviced. They must be used with insulated ratchets and extensions.



SOCKET

BIT SOCKETS



2020 PACKAGING INNOVATION

BLOW MOLD CASES

LAUNCHING FALL 2020



OLD MODEL



NEW MODEL



Engineered Push/Lift system for easy socket removal.

IP-rated gasket seal to help provide optimal dust and moisture resistance.

Features compact layouts and ultra-thin profile for critical space savings.

Quick-release, removable lid designed to nest under base without adding depth.



CASE OPEN. LID NESTED.




BACK VIEW



CASE CLOSED

SOCKET RAILS & STUDS

- › Lightweight, anodized aluminum rails provide durability without sacrificing added weight.
- › 360-degree rotating studs allow for perfect positioning on sockets for maximum visibility of the size markings.
- › Includes socket studs featuring metal ball detent for strong hold on sockets.





PRECISION 90 PEAR HEAD RATCHETS

- › 90 tooth count allows for 4 degree arc swing.
- › Double nickel chrome plated for enhanced corrosion protection.
- › Small, pear head design for access in tight, hard-to-reach work areas.
- › Full polish sockets meet and exceed stringent aerospace specification AS4984A which requires tools to have a thicker nickel-chrome coating for greater corrosion-resistance and durability.
- › Contoured, ergonomically designed handle for comfort.
- › Low profile reversing lever design for quick, one hand operation.
- › Knurled bands allow for increased grip and slip resistance.



PRECISION 90 PEAR HEAD RATCHETS

Product #	Drive Size (in)	Length	Finish	Overall Length (in)	Weight (lbs)	Repair Kit Part #
J4749HTC*	1/4	Standard	Full Polish	5-7/32	0.25	J47HTCFRK
J4749HTCBL*	1/4	Standard	Black Oxide	5-7/32	0.25	J47HTCFRK
J4750HTC	1/4	Long	Full Polish	9	0.25	J47HTCFRK
J4750HTCF	1/4	Long - Flex Head	Full Polish	9	0.44	J47HTCFRK
J5249HTC*	3/8	Standard	Full Polish	7-11/16	0.69	J52HTCFRK
J5249HTCBL*	3/8	Standard	Black Oxide	7-11/16	0.69	J52HTCFRK
J5250HTC	3/8	Long	Full Polish	12-39/64	0.83	J52HTCFRK
J5250HTCBL	3/8	Long	Black Oxide	12-39/64	0.83	J52HTCFRK
J5249HTCF	3/8	Standard - Flex Head	Full Polish	7-11/16	0.74	J52HTCFRK
J5250HTCF	3/8	Long - Flex Head	Full Polish	12-11/16	0.88	J52HTCFRK
J5449HTC*	1/2	Standard	Full Polish	10-11/16	1.83	J54HTCFRK
J5449HTCBL*	1/2	Standard	Black Oxide	10-11/16	1.83	J54HTCFRK
J5450HTC	1/2	Long	Full Polish	17-11/16	2.52	J54HTCFRK
J5450HTCBL	1/2	Long	Black Oxide	17-11/16	2.52	J54HTCFRK
J5426HTC	1/2	Extra Long	Full Polish	25-11/16	3.28	J54HTCFRK
J5426HTCBL	1/2	Extra Long	Black Oxide	25-11/16	3.28	J54HTCFRK
J5450HTCF	1/2	Long - Flex Head	Full Polish	17-11/16	2.65	J54HTCFRK

*SAE AS4283C ASME B107.110-2012

PRECISION 90

Low profile reversing lever design for quick, one hand operation.

Double nickel chrome plated for enhanced corrosion protection.

Knurled bands allow for increased grip and slip resistance.

Contoured, ergonomically designed handle for comfort.

Full polish finish for easy clean up.
Black oxide finishes available for use where non-plated products are required.

Small, pear head design for access in tight, hard-to-reach work areas.

90 tooth count allows for 4° arc swing.

Wide pawl disperses torque load to many gear teeth.

- 6 POINT
 8 POINT
 12 POINT
 SPLINE
 HEX
 FULL POLISH
 SATIN
 BLACK OXIDE
 INSULATED

PRECISION 90 PEAR HEAD RATCHET REPAIR KITS

Product #	Drive Size (in)	Ratchets
J47HTCFRK	1/4	J4749HTC, J4749HTCBL, J4750HTC, J4750HTCF
J52HTCFRK	3/8	J5249HTC, J5249HTCBL, J5250HTC, J5250HTCBL, J5249HTCF, J5250HTCF
J54HTCFRK	1/2	J5449HTC, J5449HTCBL, J5450HTC, J5450HTCBL, J5426HTC, J5426HTCBL, J5450HTCF



PREMIUM PEAR HEAD RATCHETS

- ▶ Small pear head design for access in tight, hard-to-reach work areas.
- ▶ 45-tooth gear provides balance between 8° articulation angle and high torque carrying capacity.
- ▶ Patented, sealed-head design helps prevent debris from entering ratchet mechanism reducing wear. Also, helps to keep lubrication contained within the components.
- ▶ Low profile reversing lever design for quick, one-hand operation.
- ▶ Contoured, ergonomically designed handle for comfort. Knurled bands allow for increased grip and slip resistance.
- ▶ Full polish finishes offer double nickel chrome plating for enhanced corrosion protection.
- ▶ Field repairable.



Product #	Drive Size (in)	Finish	Style	Overall Length (in)	Weight (lbs)	Repair Kit Part #
J4749XL*	1/4	Full Polish	Pear Head	5-5/8	0.25	J4749XLRK
J4749XLBL*	1/4	Black Oxide	Pear Head	5-9/16	0.25	J4749XLRK
J4749XLQR*	1/4	Full Polish	Quick-Release	5-5/8	0.25	J4749XLQRRK
J4749XLQRBL*	1/4	Black Oxide	Quick-Release	5-5/8	0.25	J4749XLQRRK
J5249XL*	3/8	Full Polish	Pear Head	8-1/2	0.86	J5249XLRK
J5249XLBL*	3/8	Black Oxide	Pear Head	8-1/2	0.87	J5249XLRK
J5249XLQR*	3/8	Full Polish	Quick-Release	8-1/2	0.86	J5249XLQRRK
J5249XLQRBL*	3/8	Black Oxide	Quick-Release	8-1/2	0.86	J5249XLQRRK
J5449XL	1/2	Full Polish	Pear Head	10-1/2	1.72	J5449XLRK
J5449XLBL	1/2	Black Oxide	Pear Head	10-1/2	1.72	J5449XLRK
J5449XLQR	1/2	Full Polish	Quick-Release	10-1/2	1.72	J5449XLQRRK
J5449XLQRBL	1/2	Black Oxide	Quick-Release	10-1/2	1.72	J5449XLQRRK

*SAE AS4283C ASME B107.110-2012

LONG HANDLE



Product #	Drive Size (in)	Finish	Style	Overall Length (in)	Weight (lbs)	Repair Kit Part #
J5250XL*	3/8	Full Polish	Pear Head	11	1.03	J5249XLRK
J5250XLBL*	3/8	Black Oxide	Pear Head	11	0.98	J5249XLRK
J5250XLQRBL*	3/8	Black Oxide	Quick-Release	11	1.03	J5249XLQRRK
J5450XL	1/2	Full Polish	Pear Head	15	2.18	J5449XLRK
J5450XLQR	1/2	Full Polish	Quick-Release	15	2.18	J5449XLQRRK
J5450XLBL	1/2	Black Oxide	Pear Head	15	2.18	J5449XLRK
J5450XLQRBL	1/2	Black Oxide	Quick-Release	15	2.18	J5449XLQRRK

*SAE AS4283C ASME B107.110-2012



AVIATION PREMIUM PEAR HEAD RATCHETS



- › Vertical hole drilled in drive plug, designed for installation of frangible collars on threaded pins.
- › Robust 45-tooth gear pawl design provides 8° ratcheting angle while maximizing ultimate torque.
- › Thin head design for access into tight work areas.
- › Reversing lever designed for quick, one-hand operation.
- › Full polish nickel chrome plated.



Product #	Drive Size (in)	Finish	Style	Overall Length (in)	Weight (lbs)	Repair Kit Part #
J4749XLHS	1/4	Full Polish	Aerospace	5-45/64	0.25	J4749XLHSRK
J5249XLHS	3/8	Full Polish	Aerospace	8-1/2	0.86	J5249XLHSRK

SAE AS4283C ASME B107.110-2012

PREMIUM PEAR HEAD RATCHETS

SOCKET RETENTION PREMIUM PEAR HEAD RATCHETS

- › Small pear head design for access in tight, hard to reach work areas.
- › 45-Tooth gear provides balance between 8° articulation angle and high torque carrying capacity.
- › Sealed design helps prevent debris from entering the ratchet mechanism reducing wear. Also, helps to keep lubrication contained within the components. Patent pending design.
- › Low profile reversing lever design for quick, one-hand operation.
- › Contoured, ergonomically-designed handle for comfort. Knurled bands allow for increased grip and slip resistance.
- › Double nickel chrome plated for enhanced corrosion protection or black oxide finish.
- › Field repairable.
- › Locking pin detent to retain socket during use.



Lanyard ready through-hole built directly into the handle.

Product #	Drive Size (in)	Finish	Overall Length (in)	Weight (lbs)	Repair Kit
J5249XL-TT	3/8	Full Polish	8-1/2	0.86	J5249XLRK-TT
J5250XL-TT	3/8	Full Polish	11	1.03	J5249XLRK-TT
J5449XL-TT	1/2	Full Polish	10-1/2	1.72	J5449XLRK-TT
J5450XL-TT	1/2	Full Polish	15	2.18	J5449XLRK-TT

ASME B107.500



AVIATION CLASSIC PEAR HEAD RATCHETS



- › Vertical hole drilled in drive plug, designed for installation of frangible collars on threaded pins.
- › Metal spring clip on drive plug for positive socket retention.
- › 24-tooth gear provides 15° articulation angle.
- › Thin head design for access into tight work areas.
- › Reversing lever designed for quick, one-hand operation.
- › Full polish double nickel chrome plated.



Product #	Drive Size (in)	Finish	Style	Overall Length (in)	Weight (lbs)	Repair Kit Part #
J4749HS	1/4	Full Polish	Aerospace	5	0.25	J4749RK
J5249HS	3/8	Full Polish	Aerospace	7	0.62	J5249HSRK

ASME B107.500

CLASSIC PEAR HEAD RATCHETS



- › Robust 24-tooth gear/floating pawl design provides 15° ratcheting angle while maximizing ultimate torque.
- › Thin head design for access into tight work areas.
- › Reversing lever designed for quick, one-hand operation.



Product #	Drive Size (in)	Finish	Style	Overall Length (in)	Weight (lbs)	Repair Kit Part #
J4749	1/4	Full Polish	Pear Head	5	0.26	J4749RK
J4749BL	1/4	Black Oxide	Pear Head	5	0.24	J4749RK
J5249	3/8	Full Polish	Pear Head	7	0.61	J5249RK
J5249BL	3/8	Black Oxide	Pear Head	7	0.62	J5249RK
J5449	1/2	Full Polish	Pear Head	10	1.57	J5449RK
J5449BL	1/2	Black Oxide	Pear Head	10	1.74	J5449RK
J5649	3/4	Satin	Pear Head	20	6.00	J5649RK
J5649BL	3/4	Black Oxide	Pear Head	20	6.00	J5649RK

ASME B107.110-2012

LONG HANDLE



Product #	Drive Size (in)	Finish	Style	Overall Length (in)	Weight (lbs)	Repair Kit Part #
J5250	3/8	Full Polish	Pear Head	11	0.89	J5249RK
J5250BL	3/8	Black Oxide	Pear Head	11	0.81	J5249RK
J5450	1/2	Full Polish	Pear Head	16	2.03	J5449RK
J5450BL	1/2	Black Oxide	Pear Head	16	2.03	J5449RK

ASME B107.110-2012

MALE/FEMALE



Product #	Drive Size (in)	Finish	Style	Overall Length (in)	Weight (lbs)	Repair Kit Part #
J5849	1	Satin	Pear Head	26	13.02	J5849RK

ASME B107.500



CLASSIC PEAR HEAD RATCHETS (CONT'D)

OVERSIZED REVERSE LEVER

► Ideal for utility work.



Product #	Drive Size (in)	Finish	Style	Overall Length (in)	Weight (lbs)	Repair Kit Part #
J5449UT	1/2	Full Polish	Pear Head	10	1.50	J5449UTRK

ASME B107.500

STUBBY



Product #	Drive Size (in)	Finish	Style	Overall Length (in)	Weight (lbs)	Repair Kit Part #
J5248S	3/8	Full Polish	Pear Head	5	0.28	J6064RK

FEMALE DRIVE



Product #	Drive Size (in)	Finish	Style	Overall Length (in)	Weight (lbs)	Repair Kit Part #
J5249FW	3/8	Full Polish	Pear Head	7	0.56	J5249WRK
J5450FW	1/2	Full Polish	Pear Head	16	1.82	J5450FWRK
J5649FW	3/4	Satin	Pear Head	20	5.62	J5649FWRK

ASME B107.500

CLASSIC PEAR HEAD RATCHETS

PEAR HEAD RATCHET REPAIR KITS

Product #	Drive Size (in)	Ratchet	Weight (lbs)
J4749XLRK	1/4	J4749XL	0.04
J4749XLHSRK	1/4	J4749XLHS	0.06
J4749RK	1/4	J4749	0.04
J4749HSRK	1/4	J4749HS	0.04
J4749XLQRRK	1/4	J4749XLQR	0.13
J5249XLRK	3/8	J5249XL	0.13
J5249FWRK	3/8	J5249FW	0.13
J5249HSRK	3/8	J5249HS	0.15
J5249XLHSRK	3/8	J5249XLHS	0.15
J5249XLQRRK	3/8	J5249XLQR	0.15
J5449RK	1/2	J5449	0.38
J5449UTRK	1/2	J5449UT	0.38
J5449XLRK	1/2	J5449XL	0.23
J5449-14RK	1/2	J5449-14BL	0.37
J5449XLQRRK	1/2	J5449XLQR	0.25
J5450FWRK	1/2	J5450FW	0.26
J5649FWRK	3/4	J5649FW	1.00
J5649RK	3/4	J5649	1.00



1" DRIVE MALE PLUG

- › Replacement square drive for J5849.
- › J5849 male ratchet easily converts to a female ratchet by removing the male plug.

Product #	Drive Size (in)	Finish	Overall Length (in)	Weight (lbs)
J5852	1	Black Oxide	2-19/32	0.72

ASME B107.500





ROUND HEAD RATCHETS

- ▶ Round head ratchet mechanism allows for a compact head.
- ▶ 72-tooth = 5° swing arc.
- ▶ Small head design and tight swing arc allow for fastener access in tight areas.
- ▶ Full polish shaft with knurled grip for strong slip-resistant grip.



5°
72T

ROUND HEAD RATCHETS

Product #	Drive Size (in)	Finish	Style	Overall Length (in)	Weight (lbs)	Repair Kit Part #
J4752F	1/4	Full Polish	Round Head	4-1/2	0.26	J4752FRK
J4752FBL	1/4	Black Oxide	Round Head	4-1/2	0.24	J4752FRK
J5252F	3/8	Full Polish	Round Head	7-3/8	0.57	J5252FRK
J5252FBL	3/8	Black Oxide	Round Head	7-3/8	0.57	J5252FRK
J5452F	1/2	Full Polish	Round Head	9-3/8	1.12	J5452FRK
J5452FBL	1/2	Black Oxide	Round Head	9-3/8	1.12	J5452FRK

ASME B107.110-2012

LONG HANDLE



Product #	Drive Size (in)	Finish	Style	Overall Length (in)	Weight (lbs)	Repair Kit Part #
J5454F	1/2	Full Polish	Round Head	15	1.65	J5452FRK

FLEX-HEAD

- ▶ 180° flex.



Product #	Drive Size (in)	Finish	Style	Overall Length (in)	Weight (lbs)	Repair Kit Part #
J4757F	1/4	Full Polish	Flex Head	6-37/64	0.32	J4752FRK
J5257F	3/8	Full Polish	Flex Head	8-1/2	0.86	J5252FRK
J5457F	1/2	Full Polish	Flex Head	17-3/32	1.53	J5452FRK

ASME B107.500

ROUND HEAD RATCHET REPAIR KITS

Product #	Drive Size (in)	Ratchet	Weight (lbs)
J4752FRK	1/4	J4752F, J4752FBL	0.10
J5252FRK	3/8	J5252F, J5252FBL, J5257F	0.60
J5452FRK	1/2	J5452F, J5452FBL, J5454F, J5457F	0.30



FACOM® INSULATED RATCHETS



- › Sockets and accessories secured by spring -ball.
- › 2 Color warning handle insulation - color changes from orange to yellow if Insulation integrity compromised.
- › For manual use.
- › Insulated to 1000V AC or 1500 DC.



Product #	Drive Size (in)	Overall Length (in)	Weight (lbs)
R.151AVSE	1/4	4-7/8	0.28
J.151AVSE	3/8	7	0.53
S.151AVSE	1/2	10-3/8	1.24



SPUD HANDLE RATCHET

- › Tapered handle for aligning bolt holes.
- › Spring loaded pellet in male drive plug.
- › Black oxide finish.



Product #	Drive Size (in)	Finish	Style	Overall Length (in)	Weight (lbs)
J5449-14BL	1/2	Black Oxide	Pear Head	14	2.03

ASME B107.500



SCAFFOLDING RATCHET

- › The scaffold ratchet is designed for working with scaffolding and other construction applications.
- › Socket retained with through hole and pin for safety.
- › Hammer tip reduces vibration and protects fasteners against distortion.
- › Hole in ratchet handle to be used with tether strap.



Product #	Drive Size (in)	Finish	Style	Overall Length (in)	Weight (lbs)
J5449SC	1/2	Full Polish	Scaffolding	10	2.01



SPINNER RATCHET

- › Made from alloy steel.
- › Heat-treated for strength and durability.
- › Fits on the drive end of the ratchet for quickly running down the fastener before final tightening with the ratchet.

Product #	Drive Size (in)	Finish	Overall Length (in)	Weight (lbs)
J5251	3/8	Full Polish	1-1/2	0.56

ASME B107.110-2012





1/4" DRIVE 11 PIECE DRIVE TOOLS & ACCESSORIES SET W/ PRECISION 90 RATCHET- FULL POLISH

Product #: **J47000S**

Contents	Description
J4749HTC	Precision 90 Pear Head Ratchet 1/4" DR 5"
J4750HTC	Precision 90 Pear Head Ratchet 1/4" DR 9"
J4750HTCF	Flex Head Precision 90 Pear Head Ratchet 1/4" DR 9"
J4759	Extension 1/4" DR 2"
J4760	Extension 1/4" DR 3"

Contents	Description
J4761	Extension 1/4" DR 6"
J4762	Extension 1/4" DR 10"
J4766	Hinge Handle 1/4" DR 5-3/4"
J4770A	Universal Joint 1/4" DR
J4785	Sliding T-Handle 1/4" DR 4-1/2"
J5256	DR Adapter 1/4" F x 3/8" M



3/8" DRIVE 16 PIECE DRIVE TOOLS & ACCESSORIES SET W/ PRECISION 90 RATCHET - FULL POLISH

Product #: **J52000S**

Contents	Description
J5249HTC	Precision 90 Pear Head Ratchet 3/8" DR 7"
J5250HTC	Precision 90 Pear Head Ratchet 3/8" DR 13"
J5250HTCF	Flex Head Precision 90 Pear Head Ratchet 3/8" DR 13"
J5251	Spinner Ratchet 3/8" DR 1-1/2"
J5259	Extension 3/8" DR 1-3/4"
J5260	Extension 3/8" DR 3"
J5260-06	Extension 3/8" DR 6"

Contents	Description
J5260-03L	Locking Extension 3/8" DR 3"
J5260-06L	Locking Extension 3/8" DR 6"
J5261L	Locking Extension 3/8" DR 8"
J5262L	Locking Extension 3/8" DR 12"
J5266	Hinge Handle 3/8" DR 12"
J5270A	Universal Joint 3/8" DR
J5285	Sliding T-Handle 3/8" DR 8"
J5253	DR Adapter 3/8" F x 1/2" M
J5255	DR Adapter 3/8" F x 1/4" M



1/2" DRIVE 15 PIECE DRIVE TOOLS & ACCESSORIES SET W/ PRECISION 90 RATCHET - FULL POLISH

Product #: **J54000S**

Contents	Description
J5449HTC	Precision 90 Pear Head Ratchet 1/2" DR 11"
J5450HTC	Precision 90 Pear Head Ratchet 1/2" DR 18"
J5450HTCF	Flex Head Precision 90 Pear Head Ratchet 1/2" DR 18"
J5460	Extension 1/2" DR - 2-1/2"
J5461	Extension 1/2" DR 5"
J5463	Extension 1/2" DR 10"
J5464	Extension 1/2" DR 20"

Contents	Description
J5460-03L	Locking Extension 1/2" DR 3"
J5461L	Locking Extension 1/2" DR 5"
J5463L	Locking Extension 1/2" DR 10"
J5467	Hinge Handle 1/2" DR 15-3/4"
J5470A	Universal Joint 1/2" DR
J5485	Sliding T-Handle 1/2" DR
J5254	DR Adapter 1/2" F x 3/8" M
J5653	DR Adapter 1/2" F x 3/4" M



DRIVE TOOLS & ACCESSORIES SETS

6 6 POINT
8 8 POINT
12 12 POINT
SPL SPLINE
HEX HEX
FULL POLISH
SATIN
BLACK OXIDE
INSULATED

RATCHET ADAPTERS

- › Converts standard handles to ratcheting handles.

Product #	Drive Size (in)	Finish	Overall Length (in)	Weight (lbs)
J5247	3/8	Full Polish	2-1/16	0.34
J5447	1/2	Full Polish	2-21/32	0.86
J5647	3/4	Full Polish	3-3/4	2.38

ASME B107.110-2012 



SOCKET DRIVERS

- › 1/4" square female drive in handle.



J4769



JD1402R

Product #	Drive Size (in)	Shank Type	Shank Width (in)	Shank Length (in)	Overall Length (in)	Weight (lbs)
J4769	1/4	Chrome/Steel	0.25	2.50	7	0.28
JD1402R	1/4	Chrome/Steel	0.25	2.50	7	0.28


ASME B107.110-2012 

FLEXIBLE DRIVERS

- › Flexible shaft for bending around obstructions in low torque applications.

Product #	Drive Size (in)	Overall Length (in)	Weight (lbs)
J4764	1/4	6-3/4	0.19
J5267	3/8	9	0.35







HINGE HANDLES

Product #	Drive Size (in)	Finish	Overall Length (in)	Weight (lbs)
J4766	1/4	Full Polish	5-3/4	0.22
J5265	3/8	Full Polish	8-1/2	0.58
J5265BL	3/8	Black Oxide	8-1/2	0.58
J5266-10	3/8	Full Polish	10	0.65
J5266*	3/8	Full Polish	12	0.80
J5466*	1/2	Full Polish	10-7/8	1.14
J5467	1/2	Full Polish	15-3/4	1.52
J5468	1/2	Full Polish	18-5/8	1.69
J5468BL	1/2	Black Oxide	18-5/8	1.69
J5469	1/2	Full Polish	24	2.68
J5668	3/4	Full Polish	20	4.32
J5668BL	3/4	Black Oxide	20	4.41
J5868*	1	Full Polish	27	7.56

SAE AS4283C ASME B107.110-2012

*Meets and exceeds ASME B107.110-2012 only

- › Head flexes 90° from horizontal.
- › Made of heat-treated alloy steel.
- › Chrome plated and black oxide finish options.



SPEED HANDLES

- › Made from alloy steel.
- › Heat-treated for strength and durability.

Product #	Drive Size (in)	Finish	Overall Length (in)	Weight (lbs)
J4780AG	1/4	Full Polish	15-1/2	0.52
J5280AG	3/8	Full Polish	17-1/2	0.86
J5480AG	1/2	Full Polish	18-5/16	1.55

SAE AS4283 ASME B107.110-2012



SLIDING T-HANDLES

- › Made from alloy steel.
- › Heat-treated for strength and durability.

Product #	Drive Size (in)	Finish	Overall Length (in)	Weight (lbs)
J4785	1/4	Full Polish	4-1/2	0.08
J5285	3/8	Full Polish	8	0.41
J5485	1/2	Full Polish	12-15/16	1.11
J5685	3/4	Full Polish	20	2.95
J5886	1	Full Polish	28-1/2	6.30

ASME B107.110-2012



3/8" DRIVE 4 PIECE EXTENSION SET**Product #: J52008**


Contents	Drive Size (in)	Finish	Overall Length (in)
J5259	3/8	Full Polish	1-3/4
J5260	3/8	Full Polish	3
J5260-06	3/8	Full Polish	6
J5262	3/8	Full Polish	12

ASME B107.500 **1/2" DRIVE 3 PIECE EXTENSION SET****Product #: J54111**

Contents	Drive Size (in)	Finish	Overall Length (in)
J5460	1/2	Full Polish	2-1/2
J5461	1/2	Full Polish	5
J5463	1/2	Full Polish	10

ASME B107.500 **6 PIECE LOCKING EXTENSION SET****Product #: J6000-6L**

Contents	Drive Size (in)	Finish	Overall Length (in)
J4759L	1/4	Full Polish	2
J4761L	1/4	Full Polish	6
J5260-06L	3/8	Full Polish	6
J5262L	3/8	Full Polish	12
J5461L	1/2	Full Polish	5
J5463L	1/2	Full Polish	10
J25TR46C	6 Pocket Tool Roll		

ASME B107.500 



STANDARD EXTENSIONS

Product #	Drive Size (in)	Finish	Overall Length (in)	Weight (lbs)
J4759	1/4	Full Polish	2	0.05
J4759B	1/4	Black Oxide	2	0.05
J4760*	1/4	Full Polish	3	0.08
J4760-04	1/4	Full Polish	4	0.10
J4761	1/4	Full Polish	6	0.15
J4762*	1/4	Full Polish	10	0.24
J4761B	1/4	Black Oxide	6	0.15
J4763	1/4	Full Polish	14-3/32	0.30
J5259	3/8	Full Polish	1-3/4	0.11
J5259B	3/8	Black Oxide	1-3/4	0.11
J5260	3/8	Full Polish	3	0.16
J5260B	3/8	Black Oxide	3	0.16
J5260-06	3/8	Full Polish	6	0.31
J5260-06B	3/8	Black Oxide	6	0.30
J5261	3/8	Full Polish	8	0.40
J5262	3/8	Full Polish	12	0.61
J5262B	3/8	Black Oxide	12	0.62
J5263	3/8	Full Polish	17-3/16	0.94
J5460	1/2	Full Polish	2-1/2	0.24
J5460B	1/2	Black Oxide	2-1/2	0.24
J5461	1/2	Full Polish	5	0.44
J5461B	1/2	Black Oxide	5	0.44
J5463	1/2	Full Polish	10	0.89
J5463B	1/2	Black Oxide	10	0.89
J5464	1/2	Full Polish	20	1.87
J5465	1/2	Full Polish	36	3.41
J5660	3/4	Full Polish	4	0.88
J5661	3/4	Full Polish	8	1.80
J5663	3/4	Full Polish	16	2.36
J5861*	1	Full Polish	8	2.88
J5863*	1	Full Polish	17	4.87

SAE AS4283C ASME B107.110-2012

*Meets and exceeds ASME B107.110-2012 only

- › Extensions help provide access to fasteners in areas that might otherwise be difficult to reach.



EXTENSIONS

LOCKING EXTENSIONS

Product #	Drive Size (in)	Finish	Overall Length (in)	Weight (lbs)
J4759L	1/4	Full Polish	2	0.07
J4761L	1/4	Full Polish	6	0.15
J4762L	1/4	Full Polish	10	0.25
J4763L	1/4	Full Polish	14-3/32	0.33
J5260-03L	3/8	Full Polish	3	0.21
J5260-06L	3/8	Full Polish	6	0.37
J5261L	3/8	Full Polish	8	0.49
J5262L	3/8	Full Polish	12	0.71
J5460-03L	1/2	Full Polish	3	0.40
J5461L	1/2	Full Polish	5	0.55
J5463L	1/2	Full Polish	10	1.04

ASME B107.110-2012

- › One piece extension design.
- › Provides positive socket retention.
- › Use where accidental socket disengagement may be a concern or safety hazard.



WOBBLE EXTENSIONS

- › Provides up to 17° angle of operation.
- › Socket can be pushed past the detent ball for straight driving.

Product #	Drive Size (in)	Finish	Overall Length (in)	Weight (lbs)
J4759W	1/4	Full Polish	2	0.06
J4760W	1/4	Full Polish	3	0.07
J4764W	1/4	Full Polish	4	0.10
J4761W	1/4	Full Polish	6	0.14
J4762W	1/4	Full Polish	10	0.20
J5259W	3/8	Full Polish	1-3/4	0.11
J5260W	3/8	Full Polish	3	0.17
J5260-06W	3/8	Full Polish	6	0.29
J5261W	3/8	Full Polish	8	0.42
J5262W	3/8	Full Polish	12	0.65
J5263W	3/8	Full Polish	17-3/16	0.92
J5460W	1/2	Full Polish	2-1/2	0.24
J5461W	1/2	Full Polish	5	0.44
J5463W	1/2	Full Polish	10	0.89
J5464W	1/2	Full Polish	20	1.90



FLEXIBLE EXTENSIONS

- › Flexible shaft extensions help reach around obstructions in low torque applications.

Product #	Drive Size (in)	Finish	Overall Length (in)	Weight (lbs)
J4765	1/4	Full Polish	6-1/4	0.11
J5268	3/8	Black Oxide	8	0.25

ASME B107.110-2012



6 PIECE ADAPTER SET

Product #: **J52006**

- › Set includes socket bar and socket clips.
- › A variety of adapters are offered to meet most industrial applications.

Contents	Description	ASME
J5255	Adapter, 3/8" F x 1/4" M	ASME B107.500
J5256	Adapter, 1/4" F x 3/8" M	ASME B107.500
J5253	Adapter, 3/8" F x 1/2" M	ASME B107.500
J7651	Adapter, Impact 1/2" F x 3/8" M	ASME B107-110.2012
J7652	Adapter, Impact 1/2" F x 3/4" M	ASME B107-110.2012
J7653	Adapter, Impact 3/4" F x 1/2" M	ASME B107-110.2012
J2584	Socket, Bar 6-1/2"	–
J2590	Socket, Clip 1/4" DR	–
J2592	Socket, Clip 1/2" DR	–

Weight (lbs): 1.33





DRIVE ADAPTERS

- Full polish tools meet and exceed stringent aerospace specification AS4984A which requires tools to have a thicker nickel-chrome coating for greater corrosion-resistance.



Product #	Input Drive (in)	Output Drive (in)	Finish	Overall Length (in)	Weight (lbs)
J5255	3/8	1/4	Full Polish	1	0.05
J5256	1/4	3/8	Full Polish	1	0.04
J5256B	1/4	3/8	Black Oxide	1	0.04
J5253	3/8	1/2	Full Polish	1-7/16	0.11
J5253B	3/8	1/2	Black Oxide	1-7/16	0.11
J5254	1/2	3/8	Full Polish	1-3/8	0.13
J5653	1/2	3/4	Full Polish	1-11/16	0.24
J5653B	1/2	3/4	Black Oxide	1-11/16	0.24
J5453	3/4	1/2	Full Polish	1-7/8	0.39
J5853	3/4	1	Full Polish	2-1/2	0.82
J5854	1	3/4	Full Polish	2-7/8	1.27

ASME B107.110-2012

ADAPTERS & UNIVERSAL JOINTS

LOCKING ADAPTERS

- Includes hex key for easy locking into drive tool.
- Knurl locking ring.

Product #	Drive Size (in)	Finish	Overall Length (in)	Weight (lbs)
J4759BLS	1/4	Black Oxide	1-11/16	0.06
J5260-02BLS	3/8	Black Oxide	2-1/8	0.12
J5460-02BLS	1/2	Black Oxide	3	0.36



UNIVERSAL JOINTS

- Full polish tools meet and exceed stringent aerospace specification AS4984A which requires tools to have a thicker nickel-chrome coating for greater corrosion-resistance.

Product #	Drive Size (in)	Finish	Overall Length (in)	Weight (lbs)
J4770A	1/4	Full Polish	1-11/32	0.04
J4770AB	1/4	Black Oxide	1-11/32	0.04
J5270A*	3/8	Full Polish	2	0.13
J5270AB*	3/8	Black Oxide	2	0.13
J5470A	1/2	Full Polish	2-3/4	0.30
J5470AB	1/2	Black Oxide	2-3/4	0.30
J5670*	3/4	Full Polish	4	1.03

*AS4283C ASME B107.110-2012



6 POINT
 8 POINT
 12 POINT
 SPLINE
 HEX
 FULL POLISH
 SATIN
 BLACK OXIDE
 INSULATED

1/4", 3/8" & 1/2" DRIVE 302 PIECE SOCKET SET - 6 & 12 POINT

Product #: **J47303-1A**

Tools Only: **J47303**



INCH **MM**



Contents	Description
J5024H	Socket, Deep 3/8" DR 3/4" 6 PT
J5026H	Socket, Deep 3/8" DR 13/16" 6 PT
J5028H	Socket, Deep 3/8" DR 7/8" 6 PT
J4706T	Socket, 1/4" DR 3/16" 12 PT
J4707T	Socket, 1/4" DR 7/32" 12 PT
J4708T	Socket, 1/4" DR 1/4" 12 PT
J4709T	Socket, 1/4" DR 9/32" 12 PT
J4710T	Socket, 1/4" DR 5/16" 12 PT
J4711T	Socket, 1/4" DR 11/32" 12 PT
J4712T	Socket, 1/4" DR 3/8" 12 PT
J4714T	Socket, 1/4" DR 7/16" 12 PT
J4716T	Socket, 1/4" DR 1/2" 12 PT
J5210	Socket, 3/8" DR 5/16" 12 PT
J5212	Socket, 3/8" DR 3/8" 12 PT
J5214	Socket, 3/8" DR 7/16" 12 PT
J5216	Socket, 3/8" DR 1/2" 12 PT
J5218	Socket, 3/8" DR 9/16" 12 PT
J5220	Socket, 3/8" DR 5/8" 12 PT
J5222	Socket, 3/8" DR 11/16" 12 PT
J5224	Socket, 3/8" DR 3/4" 12 PT
J5226	Socket, 3/8" DR 13/16" 12 PT
J5228	Socket, 3/8" DR 7/8" 12 PT
J5414	Socket, 1/2" DR 7/16" 12 PT
J5416	Socket, 1/2" DR 1/2" 12 PT
J5418	Socket, 1/2" DR 9/16" 12 PT
J5420	Socket, 1/2" DR 5/8" 12 PT
J5422	Socket, 1/2" DR 11/16" 12 PT
J5424	Socket, 1/2" DR 3/4" 12 PT
J5426	Socket, 1/2" DR 13/16" 12 PT
J5428	Socket, 1/2" DR 7/8" 12 PT
J5430	Socket, 1/2" DR 15/16" 12 PT
J5432	Socket, 1/2" DR 1" 12 PT
J5434	Socket, 1/2" DR 1-1/16" 12 PT
J5436	Socket, 1/2" DR 1-1/8" 12 PT
J5440	Socket, 1/2" DR 1-1/4" 12 PT
J5012	Socket, Deep 3/8" DR 3/8" 12 PT
J5014	Socket, Deep 3/8" DR 7/16" 12 PT
J5016	Socket, Deep 3/8" DR 1/2" 12 PT
J5018	Socket, Deep 3/8" DR 9/16" 12 PT
J5020	Socket, Deep 3/8" DR 5/8" 12 PT
J5022	Socket, Deep 3/8" DR 11/16" 12 PT
J5024	Socket, Deep 3/8" DR 3/4" 12 PT
J5026	Socket, Deep 3/8" DR 13/16" 12 PT
J5316	Socket, Deep 1/2" DR 1/2" 12 PT
J5318	Socket, Deep 1/2" DR 9/16" 12 PT
J5320	Socket, Deep 1/2" DR 5/8" 12 PT
J5322	Socket, Deep 1/2" DR 11/16" 12 PT
J5324	Socket, Deep 1/2" DR 3/4" 12 PT
J5326	Socket, Deep 1/2" DR 13/16" 12 PT
J5328	Socket, Deep 1/2" DR 7/8" 12 PT
J5330	Socket, Deep 1/2" DR 15/16" 12 PT
J5332	Socket, Deep 1/2" DR 1" 12 PT
J5334	Socket, Deep 1/2" DR 1-1/16" 12 PT
J5336	Socket, Deep 1/2" DR 1-1/8" 12 PT
J5340	Socket, Deep 1/2" DR 1-1/4" 12 PT

Contents	Description
J4705	Socket, 1/4" DR 5/32" 6 PT
J4706	Socket, 1/4" DR 3/16" 6 PT
J4707	Socket, 1/4" DR 7/32" 6 PT
J4708	Socket, 1/4" DR 1/4" 6 PT
J4709	Socket, 1/4" DR 9/32" 6 PT
J4710	Socket, 1/4" DR 5/16" 6 PT
J4711	Socket, 1/4" DR 11/32" 6 PT
J4712	Socket, 1/4" DR 3/8" 6 PT
J4714	Socket, 1/4" DR 7/16" 6 PT
J4716	Socket, 1/4" DR 1/2" 6 PT
J5212H	Socket, 3/8" DR 3/8" 6 PT
J5214H	Socket, 3/8" DR 7/16" 6 PT
J5216H	Socket, 3/8" DR 1/2" 6 PT
J5218H	Socket, 3/8" DR 9/16" 6 PT
J5220H	Socket, 3/8" DR 5/8" 6 PT
J5222H	Socket, 3/8" DR 11/16" 6 PT
J5224H	Socket, 3/8" DR 3/4" 6 PT
J5226H	Socket, 3/8" DR 13/16" 6 PT
J5228H	Socket, 3/8" DR 7/8" 6 PT
J5230H	Socket, 3/8" DR 15/16" 6 PT
J5416H	Socket, 1/2" DR 1/2" 6 PT
J5418H	Socket, 1/2" DR 9/16" 6 PT

Contents	Description
J5420H	Socket, 1/2" DR 5/8" 6 PT
J5422H	Socket, 1/2" DR 11/16" 6 PT
J5424H	Socket, 1/2" DR 3/4" 6 PT
J5426H	Socket, 1/2" DR 13/16" 6 PT
J5428H	Socket, 1/2" DR 7/8" 6 PT
J5430H	Socket, 1/2" DR 15/16" 6 PT
J5432H	Socket, 1/2" DR 1" 6 PT
J4706L	Socket, Deep 1/4" DR 3/16" 6 PT
J4707L	Socket, Deep 1/4" DR 7/32" 6 PT
J4708L	Socket, Deep 1/4" DR 1/4" 6 PT
J4709L	Socket, Deep 1/4" DR 9/32" 6 PT
J4710L	Socket, Deep 1/4" DR 5/16" 6 PT
J4711L	Socket, Deep 1/4" DR 11/32" 6 PT
J4712L	Socket, Deep 1/4" DR 3/8" 6 PT
J4714L	Socket, Deep 1/4" DR 1/2" 6 PT
J4716L	Socket, Deep 1/4" DR 7/16" 6 PT
J5012H	Socket, Deep 3/8" DR 3/8" 6 PT
J5014H	Socket, Deep 3/8" DR 7/16" 6 PT
J5016H	Socket, Deep 3/8" DR 1/2" 6 PT
J5018H	Socket, Deep 3/8" DR 9/16" 6 PT
J5020H	Socket, Deep 3/8" DR 5/8" 6 PT
J5022H	Socket, Deep 3/8" DR 11/16" 6 PT

Torx® is a trademark of Acument Intellectual Properties, LLC



Contents	Description
J5020-70A	Socket, Universal Spark Plug 3/8" DR 5/8" 6 PT
J5026-50A	Socket, Universal Spark Plug 3/8" DR 13/16" 6 PT
J49901/4	Socket, Hex Bit 3/8" DR 1/4"
J49901/8	Socket, Hex Bit 3/8" DR 1/8"
J49903/16	Socket, Hex Bit 3/8" DR 3/16"
J49903/8	Socket, Hex Bit 3/8" DR 3/8"
J49905/16	Socket, Hex Bit 3/8" DR 5/16"
J49905/32	Socket, Hex Bit 3/8" DR 5/32"
J49907/32	Socket, Hex Bit 3/8" DR 7/32"
J4704M	Socket, 1/4" DR 4 mm 6 PT
J4705M	Socket, 1/4" DR 5 mm 6 PT
J4706M	Socket, 1/4" DR 6 mm 6 PT
J4707M	Socket, 1/4" DR 7 mm 6 PT
J4708M	Socket, 1/4" DR 8 mm 6 PT
J4709M	Socket, 1/4" DR 9 mm 6 PT
J4710M	Socket, 1/4" DR 10 mm 6 PT
J4711M	Socket, 1/4" DR 11 mm 6 PT
J4712M	Socket, 1/4" DR 12 mm 6 PT
J5207MH	Socket, 3/8" DR 7 mm 6 PT
J5208MH	Socket, 3/8" DR 8 mm 6 PT
J5209MH	Socket, 3/8" DR 9 mm 6 PT
J5210MH	Socket, 3/8" DR 10 mm 6 PT
J5211MH	Socket, 3/8" DR 11 mm 6 PT
J5212MH	Socket, 3/8" DR 12 mm 6 PT
J5213MH	Socket, 3/8" DR 13 mm 6 PT
J5214MH	Socket, 3/8" DR 14 mm 6 PT
J5215MH	Socket, 3/8" DR 15 mm 6 PT
J5216MH	Socket, 3/8" DR 16 mm 6 PT
J5217MH	Socket, 3/8" DR 17 mm 6 PT
J5218MH	Socket, 3/8" DR 18 mm 6 PT
J5219MH	Socket, 3/8" DR 19 mm 6 PT
J4704LM	Socket, Deep 1/4" DR 4 mm 6 PT
J4705LM	Socket, Deep 1/4" DR 5 mm 6 PT
J4706LM	Socket, Deep 1/4" DR 6 mm 6 PT
J4707LM	Socket, Deep 1/4" DR 7 mm 6 PT
J4708LM	Socket, Deep 1/4" DR 8 mm 6 PT
J4709LM	Socket, Deep 1/4" DR 9 mm 6 PT
J4710LM	Socket, Deep 1/4" DR 10 mm 6 PT
J4711LM	Socket, Deep 1/4" DR 11 mm 6 PT
J4712LM	Socket, Deep 1/4" DR 12 mm 6 PT
J4713LM	Socket, Deep 1/4" DR 13 mm 6 PT
J5010MH	Socket, Deep 3/8" DR 10 mm 6 PT
J5011MH	Socket, Deep 3/8" DR 11 mm 6 PT
J5209M	Socket, 3/8" DR 9 mm 12 PT
J5210M	Socket, 3/8" DR 10 mm 12 PT
J5211M	Socket, 3/8" DR 11 mm 12 PT
J5212M	Socket, 3/8" DR 12 mm 12 PT
J5213M	Socket, 3/8" DR 13 mm 12 PT
J5214M	Socket, 3/8" DR 14 mm 12 PT
J5215M	Socket, 3/8" DR 15 mm 12 PT
J5216M	Socket, 3/8" DR 16 mm 12 PT
J5217M	Socket, 3/8" DR 17 mm 12 PT
J5218M	Socket, 3/8" DR 18 mm 12 PT

Contents	Description
J5219M	Socket, 3/8" DR 19 mm 12 PT
J5410M	Socket, 1/2" DR 10 mm 12 PT
J5411M	Socket, 1/2" DR 11 mm 12 PT
J5412M	Socket, 1/2" DR 12 mm 12 PT
J5413M	Socket, 1/2" DR 13 mm 12 PT
J5414M	Socket, 1/2" DR 14 mm 12 PT
J5415M	Socket, 1/2" DR 15 mm 12 PT
J5418M	Socket, 1/2" DR 18 mm 12 PT
J5419M	Socket, 1/2" DR 19 mm 12 PT
J5421M	Socket, 1/2" DR 21 mm 12 PT
J5422M	Socket, 1/2" DR 22 mm 12 PT
J5423M	Socket, 1/2" DR 23 mm 12 PT
J5424M	Socket, 1/2" DR 24 mm 12 PT
J5009M	Socket, Deep 3/8" DR 9 mm 12 PT
J5010M	Socket, Deep 3/8" DR 10 mm 12 PT
J5011M	Socket, Deep 3/8" DR 11 mm 12 PT
J5012M	Socket, Deep 3/8" DR 12 mm 12 PT
J5013M	Socket, Deep 3/8" DR 13 mm 12 PT
J5014M	Socket, Deep 3/8" DR 14 mm 12 PT
J5015M	Socket, Deep 3/8" DR 15 mm 12 PT
J5016M	Socket, Deep 3/8" DR 16 mm 12 PT
J4990-4M	Socket, Hex Bit 3/8" 4 mm
J4990-5M	Socket, Hex Bit 3/8" 5 mm
J4990-6M	Socket, Hex Bit 3/8" 6 mm
J4990-7M	Socket, Hex Bit 3/8" 7 mm
J4990-8M	Socket, Hex Bit 3/8" 8 mm
J4990-10M	Socket, Hex Bit 3/8" 10 mm
J5239-40W	Socket, Bit Torx® 3/8" DR T40
J5239-55W	Socket, Bit Torx® 3/8" DR T55
J5256	Adapter, 1/4" F x 3/8" M
J4760	Extension, 1/4" DR 3"
J4761	Extension, 1/4" DR 6"
J5260	Extension, 3/8" DR 3"
J5260-06	Extension, 3/8" DR 6"
J5460	Extension, 1/2" DR 2-1/2"
J5461	Extension, 1/2" DR 5"
J4749	Ratchet, Classic Pear Head 1/4" DR 5"
J5249	Ratchet, Classic Pear Head 3/8" DR 7"
J5449	Ratchet, Classic Pear Head 1/2" DR 10"
J9322	Bit Set, Screwdriver, Ratcheting Magnetic 11 PC
J4981	Hex Key, Set 11 PC
J4983	Hex Key, Long Set 13 PC
J4988M	Hex Key, Metric Set 15 PC
J4985	Hex Key, Metric Set 7 PC
J46103	Hex Key, Standard 0.050"
J46104	Hex Key, Standard 1/16"
J46105	Hex Key, Standard 5/64"
J46106	Hex Key, Standard 3/32"
J46107	Hex Key, Standard 7/64"
J46109	Hex Key, Standard 9/64"
J46207	Hex Key, Long 7/64"
J46208	Hex Key, Long 1/8"
J46209	Hex Key, Long 9/64"

Contents	Description
J46210	Hex Key, Long 5/32"
J46212	Hex Key, Long 3/16"
J46214	Hex Key, Long 7/32"
J46216	Hex Key, Long 1/4"
J46220	Hex Key, Long 5/16"
J46306	Hex Key, Standard 1.5 mm
J46308	Hex Key, Standard 2 mm
J46310	Hex Key, Standard 2.5 mm
J46312	Hex Key, Standard 3 mm
J46314	Hex Key, Standard 4 mm
J3764	Wrench, Flare Nut Satin 3/8" x 7/16" 6 PT
J3768	Wrench, Flare Nut Satin 1/2" x 9/16" 6 PT
J3772	Wrench, Flare Nut Satin 5/8" x 11/16" 6 PT
J1208A	Wrench, Combo Satin 1/4" 12 PT
J1210A	Wrench, Combo Satin 5/16" 12 PT
J1212ASD	Wrench, Combo Satin 3/8" 12 PT
J1214ASD	Wrench, Combo Satin 7/16" 12 PT
J1216ASD	Wrench, Combo Satin 1/2" 12 PT
J1218ASD	Wrench, Combo Satin 9/16" 12 PT
J1220ASD	Wrench, Combo Satin 5/8" 12 PT
J1222ASD	Wrench, Combo Satin 11/16" 12 PT
J1224ASD	Wrench, Combo Satin 3/4" 12 PT
J1226ASD	Wrench, Combo Satin 13/16" 12 PT
J1228ASD	Wrench, Combo Satin 7/8" 12 PT
J1230ASD	Wrench, Combo Satin 15/16" 12 PT
J1232ASD	Wrench, Combo Satin 1" 12 PT
J3018	Wrench, Open-End Satin 1/4" x 5/16"
J3021	Wrench, Open-End Satin 3/8" x 7/16"
J3026	Wrench, Open-End Satin 1/2" x 9/16"
J3030	Wrench, Open-End Satin 9/16" x 5/8"
J3031	Wrench, Open-End Satin 5/8" x 3/4"
J3045	Wrench, Open-End Satin 15/16" x 1"
J1207MA	Wrench, Combo Satin 7 mm 12 PT
J1208MA	Wrench, Combo Satin 8 mm 12 PT
J1209MA	Wrench, Combo Satin 9 mm 12 PT
J1210MASD	Wrench, Combo Satin 10 mm 12 PT
J1211MASD	Wrench, Combo Satin 11 mm 12 PT
J1212MASD	Wrench, Combo Satin 12 mm 12 PT
J1213MASD	Wrench, Combo Satin 13 mm 12 PT
J1214MASD	Wrench, Combo Satin 14 mm 12 PT
J1215MASD	Wrench, Combo Satin 15 mm 12 PT
J1216MASD	Wrench, Combo Satin 16 mm 12 PT
J1217MASD	Wrench, Combo Satin 17 mm 12 PT
J1218MASD	Wrench, Combo Satin 18 mm 12 PT
J2590	Socket Clip, 1/4" DR
J2591	Socket Clip, 3/8" DR
J2592	Socket Clip, 1/2" DR
J2585	Socket Bar, 9"
J2586	Socket Bar, 13"
J542719-55G	Chest, Top 27" 5 Drawer

Weight (lbs): 50.81



6 POINT
 8 POINT
 12 POINT
 SPLINE
 HEX
 FULL POLISH
 SATIN
 BLACK OXIDE
 INSULATED

1/4", 3/8" & 1/2" DRIVE 205 PIECE SOCKET SET - 6, 8, & 12 POINT

Product #: **J47216-1**

Tools Only: **J47216**



INCH **MM**



Contents	Description
J4705	Socket, 1/4" DR 5/32" 6 PT
J4706	Socket, 1/4" DR 3/16" 6 PT
J4707	Socket, 1/4" DR 7/32" 6 PT
J4708	Socket, 1/4" DR 1/4" 6 PT
J4709	Socket, 1/4" DR 9/32" 6 PT
J4710	Socket, 1/4" DR 5/16" 6 PT
J4711	Socket, 1/4" DR 11/32" 6 PT
J4712	Socket, 1/4" DR 3/8" 6 PT
J4714	Socket, 1/4" DR 7/16" 6 PT
J4716	Socket, 1/4" DR 1/2" 6 PT
J5210H	Socket, 3/8" DR 5/16" 6 PT
J5212H	Socket, 3/8" DR 3/8" 6 PT
J5214H	Socket, 3/8" DR 7/16" 6 PT
J5216H	Socket, 3/8" DR 1/2" 6 PT
J5218H	Socket, 3/8" DR 9/16" 6 PT
J5220H	Socket, 3/8" DR 5/8" 6 PT
J5222H	Socket, 3/8" DR 11/16" 6 PT
J5224H	Socket, 3/8" DR 3/4" 6 PT

Contents	Description
J5226H	Socket, 3/8" DR 13/16" 6 PT
J5228H	Socket, 3/8" DR 7/8" 6 PT
J5230H	Socket, 3/8" DR 15/16" 6 PT
J5232H	Socket, 3/8" DR 1" 6 PT
J5412H	Socket, 1/2" DR 3/8" 6 PT
J5414H	Socket, 1/2" DR 7/16" 6 PT
J5416H	Socket, 1/2" DR 1/2" 6 PT
J5418H	Socket, 1/2" DR 9/16" 6 PT
J5420H	Socket, 1/2" DR 5/8" 6 PT
J5422H	Socket, 1/2" DR 11/16" 6 PT
J5424H	Socket, 1/2" DR 3/4" 6 PT
J5426H	Socket, 1/2" DR 13/16" 6 PT
J5428H	Socket, 1/2" DR 7/8" 6 PT
J5430H	Socket, 1/2" DR 15/16" 6 PT
J5432H	Socket, 1/2" DR 1" 6 PT
J5434H	Socket, 1/2" DR 1-1/16" 6 PT
J5436H	Socket, 1/2" DR 1-1/8" 6 PT
J5440H	Socket, 1/2" DR 1-1/4" 6 PT

Contents	Description
J5448H	Socket, 1/2" DR 1-1/2" 6 PT
J4706L	Socket, Deep 1/4" DR 3/16" 6 PT
J4707L	Socket, Deep 1/4" DR 7/32" 6 PT
J4708L	Socket, Deep 1/4" DR 1/4" 6 PT
J4709L	Socket, Deep 1/4" DR 9/32" 6 PT
J4710L	Socket, Deep 1/4" DR 5/16" 6 PT
J4711L	Socket, Deep 1/4" DR 11/32" 6 PT
J4712L	Socket, Deep 1/4" DR 3/8" 6 PT
J4714L	Socket, Deep 1/4" DR 1/2" 6 PT
J4716L	Socket, Deep 1/4" DR 7/16" 6 PT
J5012H	Socket, Deep 3/8" DR 3/8" 6 PT
J5014H	Socket, Deep 3/8" DR 7/16" 6 PT
J5016H	Socket, Deep 3/8" DR 1/2" 6 PT
J5018H	Socket, Deep 3/8" DR 9/16" 6 PT
J5020H	Socket, Deep 3/8" DR 5/8" 6 PT
J5022H	Socket, Deep 3/8" DR 11/16" 6 PT
J5024H	Socket, Deep 3/8" DR 3/4" 6 PT
J5026H	Socket, Deep 3/8" DR 13/16" 6 PT



Contents	Description
J5028H	Socket, Deep 3/8" DR 7/8" 6 PT
J5318H	Socket, Deep 1/2" DR 9/16" 6 PT
J5324H	Socket, Deep 1/2" DR 3/4" 6 PT
J5330H	Socket, Deep 1/2" DR 5/16" 6 PT
J5334H	Socket, Deep 1/2" DR 1-1/16" 6 PT
J7208S	Socket, Impact 3/8" DR 1/4" 8 PT
J7210S	Socket, Impact 3/8" DR 5/16" 8 PT
J7212S	Socket, Impact 3/8" DR 3/8" 8 PT
J7214S	Socket, Impact 3/8" DR 7/16" 8 PT
J7216S	Socket, Impact 3/8" DR 1/2" 8 PT
J4706T	Socket, 1/4" DR 3/16" 12 PT
J4707T	Socket, 1/4" DR 7/32" 12 PT
J4708T	Socket, 1/4" DR 1/4" 12 PT
J4709T	Socket, 1/4" DR 9/32" 12 PT
J4710T	Socket, 1/4" DR 5/16" 12 PT
J4711T	Socket, 1/4" DR 11/32" 12 PT
J4712T	Socket, 1/4" DR 3/8" 12 PT
J4714T	Socket, 1/4" DR 7/16" 12 PT
J4716T	Socket, 1/4" DR 1/2" 12 PT
J5210	Socket, 3/8" DR 5/16" 12 PT
J5212	Socket, 3/8" DR 3/8" 12 PT
J5214	Socket, 3/8" DR 7/16" 12 PT
J5216	Socket, 3/8" DR 1/2" 12 PT
J5218	Socket, 3/8" DR 9/16" 12 PT
J5220	Socket, 3/8" DR 5/8" 12 PT
J5222	Socket, 3/8" DR 11/16" 12 PT
J5224	Socket, 3/8" DR 3/4" 12 PT
J5226	Socket, 3/8" DR 13/16" 12 PT
J5228	Socket, 3/8" DR 7/8" 12 PT
J5230	Socket, 3/8" DR 15/16" 12 PT
J5414	Socket, 1/2" DR 7/16" 12 PT
J5416	Socket, 1/2" DR 1/2" 12 PT
J5418	Socket, 1/2" DR 9/16" 12 PT
J5420	Socket, 1/2" DR 5/8" 12 PT
J5422	Socket, 1/2" DR 11/16" 12 PT
J5424	Socket, 1/2" DR 3/4" 12 PT
J5426	Socket, 1/2" DR 13/16" 12 PT
J5428	Socket, 1/2" DR 7/8" 12 PT
J5430	Socket, 1/2" DR 15/16" 12 PT
J5432	Socket, 1/2" DR 1" 12 PT
J5434	Socket, 1/2" DR 1-1/16" 12 PT
J5436	Socket, 1/2" DR 1-1/8" 12 PT
J5440	Socket, 1/2" DR 1-1/4" 12 PT
J5012	Socket, Deep 3/8" DR 3/8" 12 PT
J5014	Socket, Deep 3/8" DR 7/16" 12 PT
J5016	Socket, Deep 3/8" DR 1/2" 12 PT
J5018	Socket, Deep 3/8" DR 9/16" 12 PT
J5020	Socket, Deep 3/8" DR 5/8" 12 PT
J5022	Socket, Deep 3/8" DR 11/16" 12 PT
J5024	Socket, Deep 3/8" DR 3/4" 12 PT
J5026	Socket, Deep 3/8" DR 13/16" 12 PT
J5028	Socket, Deep 3/8" DR 7/8" 12 PT
J5316	Socket, Deep 1/2" DR 1/2" 12 PT
J5318	Socket, Deep 1/2" DR 9/16" 12 PT

Contents	Description
J5320	Socket, Deep 1/2" DR 5/8" 12 PT
J5322	Socket, Deep 1/2" DR 11/16" 12 PT
J5324	Socket, Deep 1/2" DR 3/4" 12 PT
J5326	Socket, Deep 1/2" DR 13/16" 12 PT
J5328	Socket, Deep 1/2" DR 7/8" 12 PT
J5330	Socket, Deep 1/2" DR 15/16" 12 PT
J5332	Socket, Deep 1/2" DR 1" 12 PT
J5334	Socket, Deep 1/2" DR 1-1/16" 12 PT
J5336	Socket, Deep 1/2" DR 1-1/8" 12 PT
J4704M	Socket, 1/4" DR 4 mm 6 PT
J4705M	Socket, 1/4" DR 5 mm 6 PT
J4706M	Socket, 1/4" DR 6 mm 6 PT
J4707M	Socket, 1/4" DR 7 mm 6 PT
J4708M	Socket, 1/4" DR 8 mm 6 PT
J4709M	Socket, 1/4" DR 9 mm 6 PT
J4710M	Socket, 1/4" DR 10 mm 6 PT
J4711M	Socket, 1/4" DR 11 mm 6 PT
J4712M	Socket, 1/4" DR 12 mm 6 PT
J4713M	Socket, 1/4" DR 13 mm 6 PT
J5207MH	Socket, 3/8" DR 7 mm 6 PT
J5208MH	Socket, 3/8" DR 8 mm 6 PT
J5209MH	Socket, 3/8" DR 9 mm 6 PT
J5210MH	Socket, 3/8" DR 10 mm 6 PT
J5211MH	Socket, 3/8" DR 11 mm 6 PT
J5212MH	Socket, 3/8" DR 12 mm 6 PT
J5213MH	Socket, 3/8" DR 13 mm 6 PT
J5214MH	Socket, 3/8" DR 14 mm 6 PT
J5215MH	Socket, 3/8" DR 15 mm 6 PT
J5216MH	Socket, 3/8" DR 16 mm 6 PT
J5217MH	Socket, 3/8" DR 17 mm 6 PT
J5218MH	Socket, 3/8" DR 18 mm 6 PT
J5219MH	Socket, 3/8" DR 19 mm 6 PT
J5220MH	Socket, 3/8" DR 20 mm 6 PT
J4704LM	Socket, Deep 1/4" DR 4 mm 6 PT
J4705LM	Socket, Deep 1/4" DR 5 mm 6 PT
J4706LM	Socket, Deep 1/4" DR 6 mm 6 PT
J4707LM	Socket, Deep 1/4" DR 7 mm 6 PT
J4708LM	Socket, Deep 1/4" DR 8 mm 6 PT
J4709LM	Socket, Deep 1/4" DR 9 mm 6 PT
J4710LM	Socket, Deep 1/4" DR 10 mm 6 PT
J4711LM	Socket, Deep 1/4" DR 11 mm 6 PT
J4712LM	Socket, Deep 1/4" DR 12 mm 6 PT
J4713LM	Socket, Deep 1/4" DR 13 mm 6 PT
J5010MH	Socket, Deep 3/8" DR 10 mm 6 PT
J5011MH	Socket, Deep 3/8" DR 11 mm 6 PT
J5012MH	Socket, Deep 3/8" DR 12 mm 6 PT
J5013MH	Socket, Deep 3/8" DR 13 mm 6 PT
J5014MH	Socket, Deep 3/8" DR 14 mm 6 PT
J5015MH	Socket, Deep 3/8" DR 15 mm 6 PT
J5016MH	Socket, Deep 3/8" DR 16 mm 6 PT
J5017MH	Socket, Deep 3/8" DR 17 mm 6 PT
J5018MH	Socket, Deep 3/8" DR 18 mm 6 PT
J5019MH	Socket, Deep 3/8" DR 19 mm 6 PT
J4704TM	Socket, 1/4" DR 4 mm 12 PT

Contents	Description
J5208M	Socket, 3/8" DR 8 mm 12 PT
J5209M	Socket, 3/8" DR 9 mm 12 PT
J5210M	Socket, 3/8" DR 10 mm 12 PT
J5211M	Socket, 3/8" DR 11 mm 12 PT
J5212M	Socket, 3/8" DR 12 mm 12 PT
J5213M	Socket, 3/8" DR 13 mm 12 PT
J5214M	Socket, 3/8" DR 14 mm 12 PT
J5215M	Socket, 3/8" DR 15 mm 12 PT
J5216M	Socket, 3/8" DR 16 mm 12 PT
J5217M	Socket, 3/8" DR 17 mm 12 PT
J5218M	Socket, 3/8" DR 18 mm 12 PT
J5219M	Socket, 3/8" DR 19 mm 12 PT
J5410M	Socket, 1/2" DR 10 mm 12 PT
J5411M	Socket, 1/2" DR 11 mm 12 PT
J5412M	Socket, 1/2" DR 12 mm 12 PT
J5413M	Socket, 1/2" DR 13 mm 12 PT
J5414M	Socket, 1/2" DR 14 mm 12 PT
J5415M	Socket, 1/2" DR 15 mm 12 PT
J5417M	Socket, 1/2" DR 17 mm 12 PT
J5418M	Socket, 1/2" DR 18 mm 12 PT
J5419M	Socket, 1/2" DR 19 mm 12 PT
J5421M	Socket, 1/2" DR 21 mm 12 PT
J5422M	Socket, 1/2" DR 22 mm 12 PT
J5423M	Socket, 1/2" DR 23 mm 12 PT
J5424M	Socket, 1/2" DR 24 mm 12 PT
J5425M	Socket, 1/2" DR 25 mm 12 PT
J5426M	Socket, 1/2" DR 26 mm 12 PT
J5427M	Socket, 1/2" DR 27 mm 12 PT
J5428M	Socket, 1/2" DR 28 mm 12 PT
J5430M	Socket, 1/2" DR 30 mm 12 PT
J5432M	Socket, 1/2" DR 32 mm 12 PT
J5008M	Socket, Deep 3/8" DR 8 mm 12 PT
J5009M	Socket, Deep 3/8" DR 9 mm 12 PT
J5010M	Socket, Deep 3/8" DR 10 mm 12 PT
J5011M	Socket, Deep 3/8" DR 11 mm 12 PT
J5012M	Socket, Deep 3/8" DR 12 mm 12 PT
J5013M	Socket, Deep 3/8" DR 13 mm 12 PT
J5014M	Socket, Deep 3/8" DR 14 mm 12 PT
J5015M	Socket, Deep 3/8" DR 15 mm 12 PT
J5016M	Socket, Deep 3/8" DR 16 mm 12 PT
J5017M	Socket, Deep 3/8" DR 17 mm 12 PT
J5018M	Socket, Deep 3/8" DR 18 mm 12 PT
J5019M	Socket, Deep 3/8" DR 19 mm 12 PT
J2590	Socket Clip, 1/4" DR
J2591	Socket Clip, 3/8" DR
J2592	Socket Clip, 1/2" DR
J2587	Socket Bar, 17"
J9993	Tool Box, General Purpose 3 Drawer

Weight (lbs): 90.0



6 POINT
 8 POINT
 12 POINT
 SPL SPLINE
 HEX
 FULL POLISH
 SATIN
 BLACK OXIDE
 INSULATED

1/4", 3/8" & 1/2" DRIVE 184 PIECE SOCKET SET - 6 & 12 POINT

Product #: **J47184-1A**

Tools Only: **J47184**



INCH **MM**



Contents	Description
J4706	Socket, 1/4" DR 3/16" 6 PT
J4707	Socket, 1/4" DR 7/32" 6 PT
J4708	Socket, 1/4" DR 1/4" 6 PT
J4709	Socket, 1/4" DR 9/32" 6 PT
J4710	Socket, 1/4" DR 5/16" 6 PT
J4712	Socket, 1/4" DR 3/8" 6 PT
J4714	Socket, 1/4" DR 7/16" 6 PT
J4716	Socket, 1/4" DR 1/2" 6 PT
J4718	Socket, 1/4" DR 9/16" 6 PT
J5210H	Socket, 3/8" DR 5/16" 6 PT
J5212H	Socket, 3/8" DR 3/8" 6 PT
J5214H	Socket, 3/8" DR 7/16" 6 PT

Contents	Description
J5216H	Socket, 3/8" DR 1/2" 6 PT
J5218H	Socket, 3/8" DR 9/16" 6 PT
J5220H	Socket, 3/8" DR 5/8" 6 PT
J5222H	Socket, 3/8" DR 11/16" 6 PT
J5224H	Socket, 3/8" DR 3/4" 6 PT
J5226H	Socket, 3/8" DR 13/16" 6 PT
J5228H	Socket, 3/8" DR 7/8" 6 PT
J4708L	Socket, Deep 1/4" DR 1/4" 6 PT
J4709L	Socket, Deep 1/4" DR 9/32" 6 PT
J4710L	Socket, Deep 1/4" DR 5/16" 6 PT
J4711L	Socket, Deep 1/4" DR 11/32" 6 PT
J4712L	Socket, Deep 1/4" DR 3/8" 6 PT

Contents	Description
J4714L	Socket, Deep 1/4" DR 1/2" 6 PT
J5210	Socket, 3/8" DR 5/16" 12 PT
J5211	Socket, 3/8" DR 11/32" 12 PT
J5212	Socket, 3/8" DR 3/8" 12 PT
J5214	Socket, 3/8" DR 7/16" 12 PT
J5216	Socket, 3/8" DR 1/2" 12 PT
J5217	Socket, 3/8" DR 17/32" 12 PT
J5218	Socket, 3/8" DR 9/16" 12 PT
J5219	Socket, 3/8" DR 19/32" 12 PT
J5220	Socket, 3/8" DR 5/8" 12 PT
J5222	Socket, 3/8" DR 11/16" 12 PT
J5224	Socket, 3/8" DR 3/4" 12 PT

Torx® is a trademark of Acument Intellectual Properties, LLC



Contents	Description
J5228	Socket, 3/8" DR 7/8" 12 PT
J5424	Socket, 1/2" DR 3/4" 12 PT
J5426	Socket, 1/2" DR 13/16" 12 PT
J5428	Socket, 1/2" DR 7/8" 12 PT
J5430	Socket, 1/2" DR 15/16" 12 PT
J5432	Socket, 1/2" DR 1" 12 PT
J4706LT	Socket, Deep 1/4" DR 3/16" 12 PT
J4707LT	Socket, Deep 1/4" DR 7/32 12 PT
J4708LT	Socket, Deep 1/4" DR 1/4" 12 PT
J4709LT	Socket, Deep 1/4" DR 9/32" 12 PT
J4710LT	Socket, Deep 1/4" DR 5/16" 12 PT
J4711LT	Socket, Deep 1/4" DR 11/32" 12 PT
J4712LT	Socket, Deep 1/4" DR 3/8" 12 PT
J4714LT	Socket, Deep 1/4" DR 7/16" 12 PT
J4716LT	Socket, Deep 1/4" DR 1/2" 12 PT
J5012	Socket, Deep 3/8" DR 3/8" 12 PT
J5014	Socket, Deep 3/8" DR 7/16" 12 PT
J5016	Socket, Deep 3/8" DR 1/2" 12 PT
J5018	Socket, Deep 3/8" DR 9/16" 12 PT
J5020	Socket, Deep 3/8" DR 5/8" 12 PT
J4704M	Socket, 1/4" DR 4 mm 6 PT
J4705M	Socket, 1/4" DR 5 mm 6 PT
J47055M	Socket, 1/4" DR 5.5 mm 6 PT
J4706M	Socket, 1/4" DR 6 mm 6 PT
J4707M	Socket, 1/4" DR 7 mm 6 PT
J4708M	Socket, 1/4" DR 8 mm 6 PT
J4709M	Socket, 1/4" DR 9 mm 6 PT
J4710M	Socket, 1/4" DR 10 mm 6 PT
J4711M	Socket, 1/4" DR 11 mm 6 PT
J4712M	Socket, 1/4" DR 12 mm 6 PT
J4713M	Socket, 1/4" DR 13 mm 6 PT
J5209MH	Socket, 3/8" DR 9 mm 6 PT
J5211MH	Socket, 3/8" DR 11 mm 6 PT
J5212MH	Socket, 3/8" DR 12 mm 6 PT
J5213MH	Socket, 3/8" DR 13 mm 6 PT
J5214MH	Socket, 3/8" DR 14 mm 6 PT
J5215MH	Socket, 3/8" DR 15 mm 6 PT
J5216MH	Socket, 3/8" DR 16 mm 6 PT
J5217MH	Socket, 3/8" DR 17 mm 6 PT
J4705LM	Socket, Deep 1/4" DR 5 mm 6 PT
J4706LM	Socket, Deep 1/4" DR 6 mm 6 PT
J4707LM	Socket, Deep 1/4" DR 7 mm 6 PT
J4708LM	Socket, Deep 1/4" DR 8 mm 6 PT
J4709LM	Socket, Deep 1/4" DR 9 mm 6 PT
J4710LM	Socket, Deep 1/4" DR 10 mm 6 PT
J4711LM	Socket, Deep 1/4" DR 11 mm 6 PT
J5010MH	Socket, Deep 3/8" DR 10 mm 6 PT
J5011MH	Socket, Deep 3/8" DR 11 mm 6 PT
J5012MH	Socket, Deep 3/8" DR 12 mm 6 PT
J5013MH	Socket, Deep 3/8" DR 13 mm 6 PT
J5014MH	Socket, Deep 3/8" DR 14 mm 6 PT
J47045TM	Socket, 1/4" DR 4.5 mm 12 PT
J4705TM	Socket, 1/4" DR 5 mm 12 PT
J4706TM	Socket, 1/4" DR 6 mm 12 PT

Contents	Description
J4707TM	Socket, 1/4" DR 7 mm 12 PT
J4708TM	Socket, 1/4" DR 8 mm 12 PT
J4709TM	Socket, 1/4" DR 9 mm 12 PT
J4710TM	Socket, 1/4" DR 10 mm 12 PT
J4711TM	Socket, 1/4" DR 11 mm 12 PT
J4712TM	Socket, 1/4" DR 12 mm 12 PT
J4713TM	Socket, 1/4" DR 13 mm 12 PT
J5209M	Socket, 3/8" DR 9 mm 12 PT
J5210M	Socket, 3/8" DR 10 mm 12 PT
J5211M	Socket, 3/8" DR 11 mm 12 PT
J5212M	Socket, 3/8" DR 12 mm 12 PT
J5213M	Socket, 3/8" DR 13 mm 12 PT
J5214M	Socket, 3/8" DR 14 mm 12 PT
J5215M	Socket, 3/8" DR 15 mm 12 PT
J5216M	Socket, 3/8" DR 16 mm 12 PT
J5217M	Socket, 3/8" DR 17 mm 12 PT
J5218M	Socket, 3/8" DR 18 mm 12 PT
J5417M	Socket, 1/2" DR 17 mm 12 PT
J5418M	Socket, 1/2" DR 18 mm 12 PT
J5419M	Socket, 1/2" DR 19 mm 12 PT
J5421M	Socket, 1/2" DR 21 mm 12 PT
J5422M	Socket, 1/2" DR 22 mm 12 PT
J5009M	Socket, Deep 3/8" DR 9 mm 12 PT
J5010M	Socket, Deep 3/8" DR 10 mm 12 PT
J5011M	Socket, Deep 3/8" DR 11 mm 12 PT
J5012M	Socket, Deep 3/8" DR 12 mm 12 PT
J5013M	Socket, Deep 3/8" DR 13 mm 12 PT
J5014M	Socket, Deep 3/8" DR 14 mm 12 PT
J5015M	Socket, Deep 3/8" DR 15 mm 12 PT
J5017M	Socket, Deep 3/8" DR 17 mm 12 PT
J5018M	Socket, Deep 3/8" DR 18 mm 12 PT
J5255	Adapter, 3/8" F x 1/4" M
J4760	Extension, 1/4" DR 3"
J5259	Extension, 3/8" DR 1-3/4"
J5260	Extension, 3/8" DR 3"
J5260-06	Extension, 3/8" DR 6"
J5262	Extension, 3/8" DR 12"
J4749	Ratchet, Classic Pear Head 1/4" DR 5"
J5249	Ratchet, Classic Pear Head 3/8" DR 7"
J5449	Ratchet, Classic Pear Head 1/2" DR 10"
J9300MS	Bit Holder, Screwdriver Magnetic 1/4"
J60002	Bit, Insert # 1 Phillips 1/4" Hex
J60008	Bit, Insert # 2 Phillips 1/4" Hex
J60020	Bit, Insert # 3 Phillips 1/4" Hex
J60500	Bit, Insert T6 Torx® 1/4" Hex
J60502	Bit, Insert T7 Torx® 1/4" Hex
J60504	Bit, Insert T8 Torx® 1/4" Hex
J60506	Bit, Insert T9 Torx® 1/4" Hex
J60508	Bit, Insert T10 Torx® 1/4" Hex
J60510	Bit, Insert T15 Torx® 1/4" Hex
J60512	Bit, Insert T20 Torx® 1/4" Hex
J60514	Bit, Insert T25 Torx® 1/4" Hex

Contents	Description
J60516	Bit, Insert T27 Torx® 1/4" Hex
J60518	Bit, Insert T30 Torx® 1/4" Hex
J60520	Bit, Insert T40 Torx® 1/4" Hex
J60530	Bit, Insert T10H Torx® 1/4" Hex
J60532	Bit, Insert T15H Torx® 1/4" Hex
J60534	Bit, Insert T20H Torx® 1/4" Hex
J60536	Bit, Insert T25H Torx® 1/4" Hex
J60538	Bit, Insert T27H Torx® 1/4" Hex
J60200	Bit, Insert 5/32" Slotted 1/4" Hex
J60202	Bit, Insert 3/16" Slotted 1/4" Hex
J60204	Bit, Insert 7/32" Slotted 1/4" Hex
J60206	Bit, Insert 5/32" Slotted 1/4" Hex
J60208	Bit, Insert 9/32" Slotted 1/4" Hex
J4982	Set, Hex Key, 7 PC
J4983	Set, Hex Key, Long 13 PC
J3018	Wrench, Open-End Satin 1/4" x 5/16"
J3020	Wrench, Open-End Satin 3/8" x 5/16"
J3021	Wrench, Open-End Satin 3/8" x 7/16"
J3025	Wrench, Open-End Satin 7/16" x 1/2"
J3026	Wrench, Open-End Satin 1/2" x 9/16"
J30809	Wrench, Open-End Satin 8 mm x 9 mm
J31011	Wrench, Open-End Satin 10 mm x 11 mm
J31213	Wrench, Open-End Satin 12 mm x 13 mm
J31415	Wrench, Open-End Satin 14 mm x 15 mm
J2590	Socket Clip, 1/4" DR
J2591	Socket Clip, 3/8" DR
J2592	Socket Clip, 1/2" DR
J2584	Socket Bar, 6-1/4"
J2585	Socket Bar, 9"
J2586	Socket Bar, 13"
J2587	Socket Bar, 17"
J2588	Socket Bar, 11"
J9969R	Box with tray, 26"

Weight (lbs): 46.18



6 POINT
 8 POINT
 12 POINT
 SPL SPLINE
 HEX HEX
 FULL POLISH
 SATIN
 BLACK OXIDE
 INSULATED

1/4", 3/8" & 1/2" DRIVE 148 PIECE SOCKET SET - 6 & 12 POINT

Product #: **J47148-1A**

Tools Only: **J47148**



INCH **MM**



Contents	Description
J4705	Socket, 1/4" DR 5/32" 6 PT
J4706	Socket, 1/4" DR 3/16" 6 PT
J4707	Socket, 1/4" DR 7/32" 6 PT
J4708	Socket, 1/4" DR 1/4" 6 PT
J4709	Socket, 1/4" DR 9/32" 6 PT
J4710	Socket, 1/4" DR 5/16" 6 PT
J4711	Socket, 1/4" DR 11/32" 6 PT
J4712	Socket, 1/4" DR 3/8" 6 PT
J4714	Socket, 1/4" DR 7/16" 6 PT
J4716	Socket, 1/4" DR 1/2" 6 PT
J5416H	Socket, 1/2" DR 1/2" 6 PT
J5418H	Socket, 1/2" DR 9/16" 6 PT

Contents	Description
J5420H	Socket, 1/2" DR 5/8" 6 PT
J5422H	Socket, 1/2" DR 11/16" 6 PT
J5424H	Socket, 1/2" DR 3/4" 6 PT
J5426H	Socket, 1/2" DR 13/16" 6 PT
J5428H	Socket, 1/2" DR 7/8" 6 PT
J5430H	Socket, 1/2" DR 15/16" 6 PT
J5432H	Socket, 1/2" DR 1" 6 PT
J4706L	Socket, Deep 1/4" DR 3/16" 6 PT
J4707L	Socket, Deep 1/4" DR 7/32" 6 PT
J4708L	Socket, Deep 1/4" DR 1/4" 6 PT
J4709L	Socket, Deep 1/4" DR 9/32" 6 PT
J4710L	Socket, Deep 1/4" DR 5/16" 6 PT

Contents	Description
J4711L	Socket, Deep 1/4" DR 11/32" 6 PT
J4712L	Socket, Deep 1/4" DR 3/8" 6 PT
J4714L	Socket, Deep 1/4" DR 1/2" 6 PT
J4716L	Socket, Deep 1/4" DR 7/16" 6 PT
J5012H	Socket, Deep 3/8" DR 3/8" 6 PT
J5014H	Socket, Deep 3/8" DR 7/16" 6 PT
J5016H	Socket, Deep 3/8" DR 1/2" 6 PT
J5028H	Socket, Deep 3/8" DR 7/8" 6 PT
J5020-50	Socket, Spark Plug 3/8" DR 5/8" 6 PT
J5026HPA	Socket, Spark Plug 3/8" DR 13/16" 6 PT

Torx® is a trademark of Acument Intellectual Properties, LLC



Contents	Description
J4706T	Socket, 1/4" DR 3/16" 12 PT
J4707T	Socket, 1/4" DR 7/32" 12 PT
J4708T	Socket, 1/4" DR 1/4" 12 PT
J4709T	Socket, 1/4" DR 9/32" 12 PT
J4710T	Socket, 1/4" DR 5/16" 12 PT
J4711T	Socket, 1/4" DR 11/32" 12 PT
J4712T	Socket, 1/4" DR 3/8" 12 PT
J4714T	Socket, 1/4" DR 7/16" 12 PT
J4716T	Socket, 1/4" DR 1/2" 12 PT
J5210	Socket, 3/8" DR 5/16" 12 PT
J5212	Socket, 3/8" DR 3/8" 12 PT
J5214	Socket, 3/8" DR 7/16" 12 PT
J5216	Socket, 3/8" DR 1/2" 12 PT
J5218	Socket, 3/8" DR 9/16" 12 PT
J5220	Socket, 3/8" DR 5/8" 12 PT
J5222	Socket, 3/8" DR 11/16" 12 PT
J5224	Socket, 3/8" DR 3/4" 12 PT
J5226	Socket, 3/8" DR 13/16" 12 PT
J5228	Socket, 3/8" DR 7/8" 12 PT
J5416	Socket, 1/2" DR 1/2" 12 PT
J5418	Socket, 1/2" DR 9/16" 12 PT
J5420	Socket, 1/2" DR 5/8" 12 PT
J5422	Socket, 1/2" DR 11/16" 12 PT
J5424	Socket, 1/2" DR 3/4" 12 PT
J5426	Socket, 1/2" DR 13/16" 12 PT
J5428	Socket, 1/2" DR 7/8" 12 PT
J5430	Socket, 1/2" DR 15/16" 12 PT
J5432	Socket, 1/2" DR 1" 12 PT
J5434	Socket, 1/2" DR 1-1/16" 12 PT
J5436	Socket, 1/2" DR 1-1/8" 12 PT
J5440	Socket, 1/2" DR 1-1/4" 12 PT
J5012	Socket, Deep 3/8" DR 3/8" 12 PT
J5014	Socket, Deep 3/8" DR 7/16" 12 PT
J5016	Socket, Deep 3/8" DR 1/2" 12 PT
J5018	Socket, Deep 3/8" DR 9/16" 12 PT
J5020	Socket, Deep 3/8" DR 5/8" 12 PT
J5022	Socket, Deep 3/8" DR 11/16" 12 PT
J5024	Socket, Deep 3/8" DR 3/4" 12 PT
J5026	Socket, Deep 3/8" DR 13/16" 12 PT
J5316	Socket, Deep 1/2" DR 1/2" 12 PT
J5318	Socket, Deep 1/2" DR 9/16" 12 PT
J5320	Socket, Deep 1/2" DR 5/8" 12 PT
J5322	Socket, Deep 1/2" DR 11/16" 12 PT
J5324	Socket, Deep 1/2" DR 3/4" 12 PT
J5326	Socket, Deep 1/2" DR 13/16" 12 PT
J5328	Socket, Deep 1/2" DR 7/8" 12 PT
J5330	Socket, Deep 1/2" DR 15/16" 12 PT

Contents	Description
J5332	Socket, Deep 1/2" DR 1" 12 PT
J5334	Socket, Deep 1/2" DR 1-1/16" 12 PT
J5336	Socket, Deep 1/2" DR 1-1/8" 12 PT
J49901/4	Socket, Hex Bit 3/8" DR 1/4"
J49901/8	Socket, Hex Bit 3/8" DR 1/8"
J49903/16	Socket, Hex Bit 3/8" DR 3/16"
J49903/8	Socket, Hex Bit 3/8" DR 3/8"
J49905/16	Socket, Hex Bit 3/8" DR 5/16"
J49905/32	Socket, Hex Bit 3/8" DR 5/32"
J49907/32	Socket, Hex Bit 3/8" DR 7/32"
J5239-40W	Socket, Bit Torx® 3/8" DR T40
J5239-55W	Socket, Bit Torx® 3/8" DR T55
J5254	Adapter, 1/2" F x 3/8" M
J5270A	Universal Joint, 3/8" DR
J4760	Extension, 1/4" DR 3"
J4761	Extension, 1/4" DR 6"
J5260	Extension, 3/8" DR 3"
J5260-06	Extension, 3/8" DR 6"
J5261	Extension, 3/8" DR 8"
J5460	Extension, 1/2" DR 2-1/2"
J5461	Extension, 1/2" DR 5"
J4769	Socket Driver, 1/4" DR
J5265	Handle, Hinge 3/8" DR
J4749	Ratchet, Classic Pear Head 1/4" DR 5"
J5249	Ratchet, Classic Pear Head 3/8" DR 7"
J5449	Ratchet, Classic Pear Head 1/2" DR 10"
J9300MS	Bit Holder, Screwdriver Magnetic 1/4"
J60002	Bit, Insert # 1 Phillips 1/4" Hex
J60008	Bit, Insert # 2 Phillips 1/4" Hex
J60020	Bit, Insert # 3 Phillips 1/4" Hex
J60200	Bit, Insert 5/32" Slotted 1/4" Hex
J60202	Bit, Insert 3/16" Slotted 1/4" Hex
J60204	Bit, Insert 7/32" Slotted 1/4" Hex
J60510	Bit, Insert T15 Torx® 1/4" Hex
J60512	Bit, Insert T20 Torx® 1/4" Hex
J60514	Bit, Insert T25 Torx® 1/4" Hex
J60518	Bit, Insert T30 Torx® 1/4" Hex
J46103	Hex Key, Standard 0.050"
J46104	Hex Key, Standard 1/16"
J46105	Hex Key, Standard 5/64"
J46106	Hex Key, Standard 3/32"
J46107	Hex Key, Standard 7/64"
J46108	Hex Key, Standard 1/8"

Contents	Description
J46109	Hex Key, Standard 9/64"
J46110	Hex Key, Standard 5/32"
J46112	Hex Key, Standard 3/16"
J46114	Hex Key, Standard 7/32"
J46116	Hex Key, Standard 1/4"
J46120	Hex Key, Standard 5/16"
J46124	Hex Key, Standard 3/8"
J46132	Hex Key, Standard 1/2"
J1212ASD	Wrench, Combination Satin 3/8" 12 PT
J1214ASD	Wrench, Combination Satin 7/16" 12 PT
J1216ASD	Wrench, Combination Satin 1/2" 12 PT
J1218ASD	Wrench, Combination Satin 9/16" 12 PT
J1220ASD	Wrench, Combination Satin 5/8" 12 PT
J1222ASD	Wrench, Combination Satin 11/16" 12 PT
J1224ASD	Wrench, Combination Satin 3/4" 12 PT
J1216ASD	Wrench, Combination Satin 1/2" 12 PT
J1218ASD	Wrench, Combination Satin 9/16" 12 PT
J1220ASD	Wrench, Combination Satin 5/8" 12 PT
J1222ASD	Wrench, Combination Satin 11/16" 12 PT
J1224ASD	Wrench, Combination Satin 3/4" 12 PT
J1226ASD	Wrench, Combination Satin 13/16" 12 PT
J1228ASD	Wrench, Combination Satin 7/8" 12 PT
J1230ASD	Wrench, Combination Satin 15/16" 12 PT
J1232ASD	Wrench, Combination Satin 1" 12 PT
J2590	Socket Clip, 1/4" DR
J2591	Socket Clip, 3/8" DR
J2592	Socket Clip, 1/2" DR
J2587	Socket Bar, 17"
J9969R	Box w/ Tray, 26"

Weight (lbs): 32.74



1/4", 3/8" & 1/2" DRIVE 125 PIECE SOCKET SET - 6, 8, & 12 POINT

Product #: J47125-1A

Tools Only: J47125



INCH **MM**



Contents	Description
J4705	Socket, 1/4" DR 5/32" 6 PT
J4706	Socket, 1/4" DR 3/16" 6 PT
J4707	Socket, 1/4" DR 7/32" 6 PT
J4708	Socket, 1/4" DR 1/4" 6 PT
J4709	Socket, 1/4" DR 9/32" 6 PT
J4710	Socket, 1/4" DR 5/16" 6 PT
J4711	Socket, 1/4" DR 11/32" 6 PT
J4712	Socket, 1/4" DR 3/8" 6 PT
J4714	Socket, 1/4" DR 7/16" 6 PT
J4716	Socket, 1/4" DR 1/2" 6 PT
J4706L	Socket, Deep 1/4" DR 3/16" 6 PT
J4707L	Socket, Deep 1/4" DR 7/32" 6 PT
J4708L	Socket, Deep 1/4" DR 1/4" 6 PT
J4709L	Socket, Deep 1/4" DR 9/32" 6 PT
J4710L	Socket, Deep 1/4" DR 5/16" 6 PT
J4711L	Socket, Deep 1/4" DR 11/32" 6 PT
J4712L	Socket, Deep 1/4" DR 3/8" 6 PT
J4714L	Socket, Deep 1/4" DR 1/2" 6 PT
J4716L	Socket, Deep 1/4" DR 7/16" 6 PT
J5026-50A	Socket, Universal 3/8" DR 13/16" 6 PT
J5208S	Socket, 3/8" DR 1/4" 8 PT
J5210S	Socket, 3/8" DR 5/16" 8 PT
J5212S	Socket, 3/8" DR 3/8" 8 PT
J5212	Socket, 3/8" DR 3/8" 12 PT
J5214	Socket, 3/8" DR 7/16" 12 PT
J5216	Socket, 3/8" DR 1/2" 12 PT
J5218	Socket, 3/8" DR 9/16" 12 PT
J5220	Socket, 3/8" DR 5/8" 12 PT
J5222	Socket, 3/8" DR 11/16" 12 PT
J5224	Socket, 3/8" DR 3/4" 12 PT
J5226	Socket, 3/8" DR 13/16" 12 PT
J5420	Socket, 1/2" DR 5/8" 12 PT
J5424	Socket, 1/2" DR 3/4" 12 PT
J5426	Socket, 1/2" DR 13/16" 12 PT
J5428	Socket, 1/2" DR 7/8" 12 PT
J5430	Socket, 1/2" DR 15/16" 12 PT

Contents	Description
J5012	Socket, Deep 3/8" DR 3/8" 12 PT
J5014	Socket, Deep 3/8" DR 7/16" 12 PT
J5016	Socket, Deep 3/8" DR 1/2" 12 PT
J5018	Socket, Deep 3/8" DR 9/16" 12 PT
J5020	Socket, Deep 3/8" DR 5/8" 12 PT
J5022	Socket, Deep 3/8" DR 11/16" 12 PT
J5024	Socket, Deep 3/8" DR 3/4" 12 PT
J5026	Socket, Deep 3/8" DR 13/16" 12 PT
J4704M	Socket, 1/4" DR 4 mm 6 PT
J4705M	Socket, 1/4" DR 5 mm 6 PT
J4706M	Socket, 1/4" DR 6 mm 6 PT
J4707M	Socket, 1/4" DR 7 mm 6 PT
J4708M	Socket, 1/4" DR 8 mm 6 PT
J4709M	Socket, 1/4" DR 9 mm 6 PT
J4710M	Socket, 1/4" DR 10 mm 6 PT
J4711M	Socket, 1/4" DR 11 mm 6 PT
J4712M	Socket, 1/4" DR 12 mm 6 PT
J4713M	Socket, 1/4" DR 13 mm 6 PT
J5209M	Socket, 3/8" DR 9 mm 12 PT
J5210M	Socket, 3/8" DR 10 mm 12 PT
J5211M	Socket, 3/8" DR 11 mm 12 PT
J5212M	Socket, 3/8" DR 12 mm 12 PT
J5213M	Socket, 3/8" DR 13 mm 12 PT
J5214M	Socket, 3/8" DR 14 mm 12 PT
J5215M	Socket, 3/8" DR 15 mm 12 PT
J5216M	Socket, 3/8" DR 16 mm 12 PT
J5217M	Socket, 3/8" DR 17 mm 12 PT
J5218M	Socket, 3/8" DR 18 mm 12 PT
J5413M	Socket, 1/2" DR 13 mm 12 PT
J5421M	Socket, 1/2" DR 21 mm 12 PT
J5422M	Socket, 1/2" DR 22 mm 12 PT
J5423M	Socket, 1/2" DR 23 mm 12 PT
J5424M	Socket, 1/2" DR 24 mm 12 PT
J4704LM	Socket, Deep 1/4" DR 4 mm 6 PT
J4705LM	Socket, Deep 1/4" DR 5 mm 6 PT
J4706LM	Socket, Deep 1/4" DR 6 mm 6 PT

Contents	Description
J4707LM	Socket, Deep 1/4" DR 7 mm 6 PT
J4708LM	Socket, Deep 1/4" DR 8 mm 6 PT
J4709LM	Socket, Deep 1/4" DR 9 mm 6 PT
J4710LM	Socket, Deep 1/4" DR 10 mm 6 PT
J4711LM	Socket, Deep 1/4" DR 11 mm 6 PT
J4712LM	Socket, Deep 1/4" DR 12 mm 6 PT
J4713LM	Socket, Deep 1/4" DR 13 mm 6 PT
J5009M	Socket, Deep 3/8" DR 9 mm 12 PT
J5010M	Socket, Deep 3/8" DR 10 mm 12 PT
J5011M	Socket, Deep 3/8" DR 11 mm 12 PT
J5012M	Socket, Deep 3/8" DR 12 mm 12 PT
J5013M	Socket, Deep 3/8" DR 13 mm 12 PT
J5014M	Socket, Deep 3/8" DR 14 mm 12 PT
J5015M	Socket, Deep 3/8" DR 15 mm 12 PT
J5016M	Socket, Deep 3/8" DR 16 mm 12 PT
J4760	Extension, 1/4" DR 3"
J4761	Extension, 1/4" DR 6"
J5260	Extension, 3/8" DR 3"
J4769	Socket Driver, 1/4" DR
J4749	Ratchet, Classic Pear Head 1/4" DR 5"
J5249	Ratchet, Classic Pear Head 3/8" DR 7"
J5449	Ratchet, Classic Pear Head 1/2" DR 10"
J9300MS	Bit Holder, Screwdriver Magnetic 1/4"
J60002	Bit, Insert # 1 Phillips 1/4" Hex
J60008	Bit, Insert # 2 Phillips 1/4" Hex
J60020	Bit, Insert # 3 Phillips 1/4" Hex
J60202	Bit, Insert 3/16" Slotted 1/4" Hex
J60204	Bit, Insert 7/32" Slotted 1/4" Hex
J60208	Bit, Insert 9/32" Slotted 1/4" Hex
J60508	Bit, Insert T10 Torx® 1/4" Hex
J60510	Bit, Insert T15 Torx® 1/4" Hex
J60512	Bit, Insert T20 Torx® 1/4" Hex
J60514	Bit, Insert T25 Torx® 1/4" Hex
J4981	Set, Hex Key, 11 PC
J1212ASD	Wrench, Combination Satin 3/8" 12 PT
J1214ASD	Wrench, Combination Satin 7/16" 12 PT
J1216ASD	Wrench, Combination Satin 1/2" 12 PT
J1218ASD	Wrench, Combination Satin 9/16" 12 PT
J1220ASD	Wrench, Combination Satin 5/8" 12 PT
J1210MASD	Wrench, Combination Satin 10 mm 12 PT
J1212MASD	Wrench, Combination Satin 12 mm 12 PT
J1214MASD	Wrench, Combination Satin 14 mm 12 PT
J1215MASD	Wrench, Combination Satin 15 mm 12 PT
J2590	Socket Clip, 1/4" DR
J2591	Socket Clip, 3/8" DR
J2592	Socket Clip, 1/2" DR
J2584	Socket Bar, 6-1/4"
J2585	Socket Bar, 9"
J9975R	Box, Mechanic 20"

Weight (lbs): 34.28



Torx® is a trademark of Acument Intellectual Properties, LLC



1/4", 3/8" & 1/2" DRIVE 101 PIECE SOCKET SET - 6, 8, & 12 POINT

Product #: **J47101-1A**

Tools Only: **J47101**



INCH **MM**



1/4", 3/8", & 1/2" DRIVE SOCKET SETS

Contents	Description
J4705	Socket, 1/4" DR 5/32" 6 PT
J4706	Socket, 1/4" DR 3/16" 6 PT
J4707	Socket, 1/4" DR 7/32" 6 PT
J4708	Socket, 1/4" DR 1/4" 6 PT
J4709	Socket, 1/4" DR 9/32" 6 PT
J4710	Socket, 1/4" DR 5/16" 6 PT
J4711	Socket, 1/4" DR 11/32" 6 PT
J4712	Socket, 1/4" DR 3/8" 6 PT
J4714	Socket, 1/4" DR 7/16" 6 PT
J4716	Socket, 1/4" DR 1/2" 6 PT
J5416H	Socket, 1/2" DR 1/2" 6 PT
J5418H	Socket, 1/2" DR 9/16" 6 PT
J5420H	Socket, 1/2" DR 5/8" 6 PT
J5422H	Socket, 1/2" DR 11/16" 6 PT
J5424H	Socket, 1/2" DR 3/4" 6 PT
J5426H	Socket, 1/2" DR 13/16" 6 PT
J5428H	Socket, 1/2" DR 7/8" 6 PT
J5430H	Socket, 1/2" DR 15/16" 6 PT
J5432H	Socket, 1/2" DR 1" 6 PT
J4706L	Socket, Deep 1/4" DR 3/16" 6 PT
J4707L	Socket, Deep 1/4" DR 7/32" 6 PT
J4708L	Socket, Deep 1/4" DR 1/4" 6 PT
J4709L	Socket, Deep 1/4" DR 9/32" 6 PT
J4710L	Socket, Deep 1/4" DR 5/16" 6 PT
J4711L	Socket, Deep 1/4" DR 11/32" 6 PT
J4712L	Socket, Deep 1/4" DR 3/8" 6 PT
J4716L	Socket, Deep 1/4" DR 7/16" 6 PT
J4714L	Socket, Deep 1/4" DR 1/2" 6 PT

Contents	Description
J4718L	Socket, Deep 1/4" DR 9/16" 6 PT
J5020-50	Socket, Spark Plug 3/8" DR 5/8" 6 PT
J5026HPA	Socket, Spark Plug 3/8" DR 13/16" 6 PT
J5208S	Socket, 3/8" DR 1/4" 8 PT
J5210S	Socket, 3/8" DR 5/16" 8 PT
J5212S	Socket, 3/8" DR 3/8" 8 PT
J5214S	Socket, 3/8" DR 7/16" 8 PT
J5216S	Socket, 3/8" DR 1/2" 8 PT
J5212	Socket, 3/8" DR 3/8" 12 PT
J5214	Socket, 3/8" DR 7/16" 12 PT
J5216	Socket, 3/8" DR 1/2" 12 PT
J5218	Socket, 3/8" DR 9/16" 12 PT
J5220	Socket, 3/8" DR 5/8" 12 PT
J5222	Socket, 3/8" DR 11/16" 12 PT
J5224	Socket, 3/8" DR 3/4" 12 PT
J5226	Socket, 3/8" DR 13/16" 12 PT
J5012	Socket, Deep 3/8" DR 3/8" 12 PT
J5014	Socket, Deep 3/8" DR 7/16" 12 PT
J5016	Socket, Deep 3/8" DR 1/2" 12 PT
J5018	Socket, Deep 3/8" DR 9/16" 12 PT
J5020	Socket, Deep 3/8" DR 5/8" 12 PT
J5022	Socket, Deep 3/8" DR 11/16" 12 PT
J5024	Socket, Deep 3/8" DR 3/4" 12 PT
J5026	Socket, Deep 3/8" DR 13/16" 12 PT
J5032	Socket, Deep 3/8" DR 1" 12 PT
J4704M	Socket, 1/4" DR 4 mm 6 PT
J4705M	Socket, 1/4" DR 5 mm 6 PT
J4706M	Socket, 1/4" DR 6 mm 6 PT

Contents	Description
J4707M	Socket, 1/4" DR 7 mm 6 PT
J4708M	Socket, 1/4" DR 8 mm 6 PT
J4709M	Socket, 1/4" DR 9 mm 6 PT
J4710M	Socket, 1/4" DR 10 mm 6 PT
J4711M	Socket, 1/4" DR 11 mm 6 PT
J4712M	Socket, 1/4" DR 12 mm 6 PT
J4713M	Socket, 1/4" DR 13 mm 6 PT
J4704LM	Socket, Deep 1/4" DR 4 mm 6 PT
J4705LM	Socket, Deep 1/4" DR 5 mm 6 PT
J4706LM	Socket, Deep 1/4" DR 6 mm 6 PT
J4707LM	Socket, Deep 1/4" DR 7 mm 6 PT
J4708LM	Socket, Deep 1/4" DR 8 mm 6 PT
J4709LM	Socket, Deep 1/4" DR 9 mm 6 PT
J4710LM	Socket, Deep 1/4" DR 10 mm 6 PT
J4711LM	Socket, Deep 1/4" DR 11 mm 6 PT
J4712LM	Socket, Deep 1/4" DR 12 mm 6 PT
J4713LM	Socket, Deep 1/4" DR 13 mm 6 PT
J5010MH	Socket, Deep 3/8" DR 10 mm 6 PT
J5012MH	Socket, Deep 3/8" DR 12 mm 6 PT
J5013MH	Socket, Deep 3/8" DR 13 mm 6 PT
J5014MH	Socket, Deep 3/8" DR 14 mm 6 PT
J5015MH	Socket, Deep 3/8" DR 15 mm 6 PT
J5017MH	Socket, Deep 3/8" DR 17 mm 6 PT
J5019MH	Socket, Deep 3/8" DR 19 mm 6 PT
J5209M	Socket, 3/8" DR 9 mm 12 PT
J5210M	Socket, 3/8" DR 10 mm 12 PT
J5211M	Socket, 3/8" DR 11 mm 12 PT
J5212M	Socket, 3/8" DR 12 mm 12 PT
J5213M	Socket, 3/8" DR 13 mm 12 PT
J5214M	Socket, 3/8" DR 14 mm 12 PT
J5215M	Socket, 3/8" DR 15 mm 12 PT
J5216M	Socket, 3/8" DR 16 mm 12 PT
J5217M	Socket, 3/8" DR 17 mm 12 PT
J5218M	Socket, 3/8" DR 18 mm 12 PT
J5219M	Socket, 3/8" DR 19 mm 12 PT
J5254	Adapter, 1/2" F x 3/8" M
J4760	Extension, 1/4" DR 3"
J4761	Extension, 1/4" DR 6"
J5260	Extension, 3/8" DR 3"
J5260-06	Extension, 3/8" DR 6"
J5261	Extension, 3/8" DR 8"
J4769	Socket Driver, 1/4" DR
J4749	Ratchet, Classic Pear Head 1/4" DR 5"
J5249	Ratchet, Classic Pear Head 3/8" DR 7"
J5449	Ratchet, Classic Pear Head 1/2" DR 10"
J2590	Socket Clip, 1/4" DR
J2591	Socket Clip, 3/8" DR
J2592	Socket Clip, 1/2" DR
J2584	Socket Bar, 6-1/4"
J2585	Socket Bar, 9"
J2586	Socket Bar, 13"
J9975R	20" Box, Mechanic w/ Tray

Weight (lbs): 32.54



6 POINT
 8 POINT
 12 POINT
 SPL SPLINE
 HEX HEX
 FULL POLISH
 SATIN
 BLACK OXIDE
 INSULATED

1/4", 3/8" & 1/2" DRIVE 81 PIECE SOCKET SET - 6 & 12 POINT

Product #: **J47181-1A**

Tools Only: **J47181**



INCH **MM**



Contents	Description
J4705	Socket, 1/4" DR 5/32" 6 PT
J4706	Socket, 1/4" DR 3/16" 6 PT
J4707	Socket, 1/4" DR 7/32" 6 PT
J4708	Socket, 1/4" DR 1/4" 6 PT
J4709	Socket, 1/4" DR 9/32" 6 PT
J4710	Socket, 1/4" DR 5/16" 6 PT
J4711	Socket, 1/4" DR 11/32" 6 PT
J4712	Socket, 1/4" DR 3/8" 6 PT
J4714	Socket, 1/4" DR 7/16" 6 PT
J4716	Socket, 1/4" DR 1/2" 6 PT
J5212H	Socket, 3/8" DR 3/8" 6 PT
J5214H	Socket, 3/8" DR 7/16" 6 PT
J5216H	Socket, 3/8" DR 1/2" 6 PT
J5218H	Socket, 3/8" DR 9/16" 6 PT
J5220H	Socket, 3/8" DR 5/8" 6 PT
J5222H	Socket, 3/8" DR 11/16" 6 PT
J5224H	Socket, 3/8" DR 3/4" 6 PT
J5226H	Socket, 3/8" DR 13/16" 6 PT
J4706L	Socket, Deep 1/4" DR 3/16" 6 PT
J4708L	Socket, Deep 1/4" DR 1/4" 6 PT

Contents	Description
J4709L	Socket, Deep 1/4" DR 9/32" 6 PT
J4710L	Socket, Deep 1/4" DR 5/16" 6 PT
J5020-50	Socket, Spark Plug 3/8" DR 5/8" 6 PT
J4706T	Socket, 1/4" DR 3/16" 12 PT
J4707T	Socket, 1/4" DR 7/32" 12 PT
J4710T	Socket, 1/4" DR 5/16" 12 PT
J4711T	Socket, 1/4" DR 11/32" 12 PT
J4712T	Socket, 1/4" DR 3/8" 12 PT
J4714T	Socket, 1/4" DR 7/16" 12 PT
J4716T	Socket, 1/4" DR 1/2" 12 PT
J5212	Socket, 3/8" DR 3/8" 12 PT
J5214	Socket, 3/8" DR 7/16" 12 PT
J5216	Socket, 3/8" DR 1/2" 12 PT
J5218	Socket, 3/8" DR 9/16" 12 PT
J5220	Socket, 3/8" DR 5/8" 12 PT
J5222	Socket, 3/8" DR 11/16" 12 PT
J5224	Socket, 3/8" DR 3/4" 12 PT
J5226	Socket, 3/8" DR 13/16" 12 PT
J5416	Socket, 1/2" DR 1/2" 12 PT
J5418	Socket, 1/2" DR 9/16" 12 PT

Contents	Description
J5420	Socket, 1/2" DR 5/8" 12 PT
J5424	Socket, 1/2" DR 3/4" 12 PT
J5426	Socket, 1/2" DR 13/16" 12 PT
J4708LT	Socket, Deep 1/4" DR 1/4" 12 PT
J4709LT	Socket, Deep 1/4" DR 9/32" 12 PT
J5012	Socket, Deep 3/8" DR 3/8" 12 PT
J5014	Socket, Deep 3/8" DR 7/16" 12 PT
J5016	Socket, Deep 3/8" DR 1/2" 12 PT
J5018	Socket, Deep 3/8" DR 9/16" 12 PT
J4704M	Socket, 1/4" DR 4 mm 6 PT
J4705M	Socket, 1/4" DR 5 mm 6 PT
J4706M	Socket, 1/4" DR 6 mm 6 PT
J5210MH	Socket, 3/8" DR 10 mm 6 PT
J5211MH	Socket, 3/8" DR 11 mm 6 PT
J5212MH	Socket, 3/8" DR 12 mm 6 PT
J5213MH	Socket, 3/8" DR 13 mm 6 PT
J5214MH	Socket, 3/8" DR 14 mm 6 PT
J5215MH	Socket, 3/8" DR 15 mm 6 PT
J5217MH	Socket, 3/8" DR 17 mm 6 PT
J5219MH	Socket, 3/8" DR 19 mm 6 PT
J4707TM	Socket, 1/4" DR 7 mm 12 PT
J4708TM	Socket, 1/4" DR 8 mm 12 PT
J4709TM	Socket, 1/4" DR 9 mm 12 PT
J4711TM	Socket, 1/4" DR 11 mm 12 PT
J4712TM	Socket, 1/4" DR 12 mm 12 PT
J4713TM	Socket, 1/4" DR 13 mm 12 PT
J5209M	Socket, 3/8" DR 9 mm 12 PT
J5210M	Socket, 3/8" DR 10 mm 12 PT
J5211M	Socket, 3/8" DR 11 mm 12 PT
J5212M	Socket, 3/8" DR 12 mm 12 PT
J5213M	Socket, 3/8" DR 13 mm 12 PT
J5214M	Socket, 3/8" DR 14 mm 12 PT
J5215M	Socket, 3/8" DR 15 mm 12 PT
J5216M	Socket, 3/8" DR 16 mm 12 PT
J5217M	Socket, 3/8" DR 17 mm 12 PT
J5219M	Socket, 3/8" DR 19 mm 12 PT
J4710LTM	Socket, Deep 1/4" DR 10 mm 12 PT
J5260	Extension, 3/8" DR 3"
J4749	Ratchet, Classic Pear Head 1/4" DR 5"
J5249	Ratchet, Classic Pear Head 3/8" DR 7"
J5449	Ratchet, Classic Pear Head 1/2" DR 10"
J2590	Socket Clip, 1/4" DR
J2591	Socket Clip, 3/8" DR
J2592	Socket Clip, 1/2" DR
J2584	Socket Bar, 6-1/4"
J2585	Socket Bar, 9"
J9971R	19" Box, Mechanic w/ Tray

Weight (lbs): 23.48





1/4" & 3/8" DRIVE 65 PIECE SOCKET SET - 6 & 12 POINT

Product #: **J47165-1A**

Tools Only: **J47165**



INCH **MM**



1/4" & 3/8" DRIVE SOCKET SETS

Contents	Description
J4706	Socket, 1/4" DR 3/16" 6 PT
J4707	Socket, 1/4" DR 7/32" 6 PT
J4708	Socket, 1/4" DR 1/4" 6 PT
J4709	Socket, 1/4" DR 9/32" 6 PT
J4710	Socket, 1/4" DR 5/16" 6 PT
J4711	Socket, 1/4" DR 11/32" 6 PT
J4712	Socket, 1/4" DR 3/8" 6 PT
J4714	Socket, 1/4" DR 7/16" 6 PT
J4716	Socket, 1/4" DR 1/2" 6 PT
J5020-50	Socket, Spark Plug 3/8" DR 5/8" 6 PT
J5212	Socket, 3/8" DR 3/8" 12 PT
J5214	Socket, 3/8" DR 7/16" 12 PT
J5216	Socket, 3/8" DR 1/2" 12 PT
J5218	Socket, 3/8" DR 9/16" 12 PT
J5220	Socket, 3/8" DR 5/8" 12 PT
J5222	Socket, 3/8" DR 11/16" 12 PT
J5224	Socket, 3/8" DR 3/4" 12 PT
J5226	Socket, 3/8" DR 13/16" 12 PT
J5228	Socket, 3/8" DR 7/8" 12 PT
J5012	Socket, Deep 3/8" DR 3/8" 12 PT
J5014	Socket, Deep 3/8" DR 7/16" 12 PT
J5016	Socket, Deep 3/8" DR 1/2" 12 PT
J5018	Socket, Deep 3/8" DR 9/16" 12 PT
J5020	Socket, Deep 3/8" DR 5/8" 12 PT
J5022	Socket, Deep 3/8" DR 11/16" 12 PT
J5024	Socket, Deep 3/8" DR 3/4" 12 PT
J5026	Socket, Deep 3/8" DR 13/16" 12 PT
J5028	Socket, Deep 3/8" DR 7/8" 12 PT
J4704M	Socket, 1/4" DR 4 mm 6 PT
J4705M	Socket, 1/4" DR 5 mm 6 PT
J4706M	Socket, 1/4" DR 6 mm 6 PT
J4707M	Socket, 1/4" DR 7 mm 6 PT
J4708M	Socket, 1/4" DR 8 mm 6 PT
J4709M	Socket, 1/4" DR 9 mm 6 PT
J4710M	Socket, 1/4" DR 10 mm 6 PT

Contents	Description
J4711M	Socket, 1/4" DR 11 mm 6 PT
J4712M	Socket, 1/4" DR 12 mm 6 PT
J4713M	Socket, 1/4" DR 13 mm 6 PT
J5210MH	Socket, 3/8" DR 10 mm 6 PT
J5211MH	Socket, 3/8" DR 11 mm 6 PT
J5212MH	Socket, 3/8" DR 12 mm 6 PT
J5213MH	Socket, 3/8" DR 13 mm 6 PT
J5214MH	Socket, 3/8" DR 14 mm 6 PT
J5215MH	Socket, 3/8" DR 15 mm 6 PT
J5216MH	Socket, 3/8" DR 16 mm 6 PT
J5217MH	Socket, 3/8" DR 17 mm 6 PT
J5218MH	Socket, 3/8" DR 18 mm 6 PT
J5219MH	Socket, 3/8" DR 19 mm 6 PT
J5010MH	Socket, Deep 3/8" DR 10 mm 6 PT
J5011MH	Socket, Deep 3/8" DR 11 mm 6 PT
J5012MH	Socket, Deep 3/8" DR 12 mm 6 PT
J5013MH	Socket, Deep 3/8" DR 13 mm 6 PT
J5014MH	Socket, Deep 3/8" DR 14 mm 6 PT
J5015MH	Socket, Deep 3/8" DR 15 mm 6 PT
J5017MH	Socket, Deep 3/8" DR 17 mm 6 PT
J5018MH	Socket, Deep 3/8" DR 18 mm 6 PT
J5019MH	Socket, Deep 3/8" DR 19 mm 6 PT
J5255	Adapter, 3/8" F x 1/4" M
J5270A	Universal Joint, 3/8" DR
J4760	Extension, 1/4" DR 3"
J5260	Extension, 3/8" DR 3"
J5260-06	Extension, 3/8" DR 6"
J4769	Socket Driver, 1/4" DR
J4749	Ratchet, Classic Pear Head 1/4" DR 5"
J5249	Ratchet, Classic Pear Head 3/8" DR 7"
J2590	Socket Clip, 1/4" DR
J2591	Socket Clip, 3/8" DR
J2584	Socket Bar, 6-1/4"
J2585	Socket Bar, 9"
J9971R	19" Box, Mechanic w/ Tray

Weight (lbs): 23.99



6 POINT
 8 POINT
 12 POINT
 SPL SPLINE
 HEX HEX
 FULL POLISH
 SATIN
 BLACK OXIDE
 INSULATED

1/4" & 3/8" DRIVE 65 PIECE SOCKET SET WITH HEX KEYS - 6 & 12 POINT

Product #: J47065-1A

Tools Only: J47065



Contents	Description
J4705	Socket, 1/4" DR 5/32" 6 PT
J4706	Socket, 1/4" DR 3/16" 6 PT
J4707	Socket, 1/4" DR 7/32" 6 PT
J4708	Socket, 1/4" DR 1/4" 6 PT
J4709	Socket, 1/4" DR 9/32" 6 PT
J4710	Socket, 1/4" DR 5/16" 6 PT
J4711	Socket, 1/4" DR 11/32" 6 PT
J4712	Socket, 1/4" DR 3/8" 6 PT
J4714	Socket, 1/4" DR 7/16" 6 PT
J4716	Socket, 1/4" DR 1/2" 6 PT
J5020-50	Socket, Spark Plug 3/8" DR 5/8" 6 PT
J5212	Socket, 3/8" DR 3/8" 12 PT
J5214	Socket, 3/8" DR 7/16" 12 PT
J5216	Socket, 3/8" DR 1/2" 12 PT
J5218	Socket, 3/8" DR 9/16" 12 PT
J5220	Socket, 3/8" DR 5/8" 12 PT
J5222	Socket, 3/8" DR 11/16" 12 PT
J5224	Socket, 3/8" DR 3/4" 12 PT
J5226	Socket, 3/8" DR 13/16" 12 PT
J4704M	Socket, 1/4" DR 4 mm 6 PT
J4705M	Socket, 1/4" DR 5 mm 6 PT
J4706M	Socket, 1/4" DR 6 mm 6 PT
J4707M	Socket, 1/4" DR 7 mm 6 PT
J4708M	Socket, 1/4" DR 8 mm 6 PT
J4709M	Socket, 1/4" DR 9 mm 6 PT
J4710M	Socket, 1/4" DR 10 mm 6 PT
J4711M	Socket, 1/4" DR 11 mm 6 PT
J4712M	Socket, 1/4" DR 12 mm 6 PT
J4713M	Socket, 1/4" DR 13 mm 6 PT

Contents	Description
J5210M	Socket, 3/8" DR 10 mm 12 PT
J5211M	Socket, 3/8" DR 11 mm 12 PT
J5212M	Socket, 3/8" DR 12 mm 12 PT
J5213M	Socket, 3/8" DR 13 mm 12 PT
J5214M	Socket, 3/8" DR 14 mm 12 PT
J5215M	Socket, 3/8" DR 15 mm 12 PT
J5217M	Socket, 3/8" DR 17 mm 12 PT
J5255	Adapter, 3/8" F x 1/4" M
J4760	Extension, 1/4" DR 3"
J5260	Extension, 3/8" DR 3"
J4769	Socket Driver, 1/4" DR
J5249	Ratchet, Classic Pear Head 3/8" DR 7"
J60002	Bit, Insert # 1 Phillips 1/4" Hex
J60008	Bit, Insert # 2 Phillips 1/4" Hex
J60020	Bit, Insert # 3 Phillips 1/4" Hex
J60202	Bit, Insert 3/16" Slotted 1/4" Hex
J60204	Bit, Insert 7/32" Slotted 1/4" Hex
J60208	Bit, Insert 9/32" Slotted 1/4" Hex
J60508	Bit, Insert T10 Torx® 1/4" Hex
J60510	Bit, Insert T15 Torx® 1/4" Hex
J60512	Bit, Insert T20 Torx® 1/4" Hex
J60514	Bit, Insert T25 Torx® 1/4" Hex
J60516	Bit, Insert T27 Torx® 1/4" Hex
J4980	Set, Hex Key, 13 PC
J2590	Socket Clip, 1/4" DR
J2591	Socket Clip, 3/8" DR
J2584	Socket Bar, 6-1/4"
J2585	Socket Bar, 9"
J9971R	Box, Mechanic w/ Tray 19"

Weight (lbs): 18.44



Torx® is a trademark of Acument Intellectual Properties, LLC



1/4" & 3/8" DRIVE 63 PIECE SOCKET SET - 6 & 12 POINT

Product #: **J47163-1A**

Tools Only: **J47163**



INCH **MM**



1/4" & 3/8" DRIVE SOCKET SETS

Contents	Description
J4704	Socket, 1/4" DR 1/8" 6 PT
J4707	Socket, 1/4" DR 7/32" 6 PT
J4708	Socket, 1/4" DR 1/4" 6 PT
J4709	Socket, 1/4" DR 9/32" 6 PT
J4710	Socket, 1/4" DR 5/16" 6 PT
J4711	Socket, 1/4" DR 11/32" 6 PT
J4712	Socket, 1/4" DR 3/8" 6 PT
J4714	Socket, 1/4" DR 7/16" 6 PT
J4716	Socket, 1/4" DR 1/2" 6 PT
J4706L	Socket, Deep 1/4" DR 3/16" 6 PT
J4707L	Socket, Deep 1/4" DR 7/32" 6 PT
J4708L	Socket, Deep 1/4" DR 1/4" 6 PT
J4709L	Socket, Deep 1/4" DR 9/32" 6 PT
J4710L	Socket, Deep 1/4" DR 5/16" 6 PT
J4711L	Socket, Deep 1/4" DR 11/32" 6 PT
J4712L	Socket, Deep 1/4" DR 3/8" 6 PT
J4714L	Socket, Deep 1/4" DR 1/2" 6 PT
J4716L	Socket, Deep 1/4" DR 7/16" 6 PT
J5020-50	Socket, Spark Plug 3/8" DR 5/8" 6 PT
J5210	Socket, 3/8" DR 5/16" 12 PT
J5212	Socket, 3/8" DR 3/8" 12 PT
J5214	Socket, 3/8" DR 7/16" 12 PT
J5216	Socket, 3/8" DR 1/2" 12 PT
J5218	Socket, 3/8" DR 9/16" 12 PT
J5220	Socket, 3/8" DR 5/8" 12 PT
J5222	Socket, 3/8" DR 11/16" 12 PT
J5224	Socket, 3/8" DR 3/4" 12 PT
J4705M	Socket, 1/4" DR 5 mm 6 PT
J4706M	Socket, 1/4" DR 6 mm 6 PT
J4707M	Socket, 1/4" DR 7 mm 6 PT
J4708M	Socket, 1/4" DR 8 mm 6 PT

Contents	Description
J4709M	Socket, 1/4" DR 9 mm 6 PT
J4710M	Socket, 1/4" DR 10 mm 6 PT
J4711M	Socket, 1/4" DR 11 mm 6 PT
J4712M	Socket, 1/4" DR 12 mm 6 PT
J4713M	Socket, 1/4" DR 13 mm 6 PT
J4705LM	Socket, Deep 1/4" DR 5 mm 6 PT
J4706LM	Socket, Deep 1/4" DR 6 mm 6 PT
J4707LM	Socket, Deep 1/4" DR 7 mm 6 PT
J4708LM	Socket, Deep 1/4" DR 8 mm 6 PT
J4709LM	Socket, Deep 1/4" DR 9 mm 6 PT
J4710LM	Socket, Deep 1/4" DR 10 mm 6 PT
J4711LM	Socket, Deep 1/4" DR 11 mm 6 PT
J4712LM	Socket, Deep 1/4" DR 12 mm 6 PT
J4713LM	Socket, Deep 1/4" DR 13 mm 6 PT
J5210M	Socket, 3/8" DR 10 mm 12 PT
J5211M	Socket, 3/8" DR 11 mm 12 PT
J5212M	Socket, 3/8" DR 12 mm 12 PT
J5213M	Socket, 3/8" DR 13 mm 12 PT
J5214M	Socket, 3/8" DR 14 mm 12 PT
J5215M	Socket, 3/8" DR 15 mm 12 PT
J5216M	Socket, 3/8" DR 16 mm 12 PT
J5217M	Socket, 3/8" DR 17 mm 12 PT
J5218M	Socket, 3/8" DR 18 mm 12 PT
J4749	Ratchet, Classic Pear Head 1/4" DR 5"
J5249	Ratchet, Classic Pear Head 3/8" DR 7"
J4982	Set, Hex Key, 7 PC
J2590	Socket Clip, 1/4" DR
J2591	Socket Clip, 3/8" DR
J2584	Socket Bar, 6-1/4"
J2585	Socket Bar, 9"
J9971R	Box, Mechanic w/ Tray, 19"

Weight (lbs): 17.25



6 6 POINT
8 8 POINT
12 12 POINT
SPL SPLINE
HEX HEX
FULL POLISH
SATIN
BLACK OXIDE
INSULATED

1/4" & 3/8" DRIVE 53 PIECE SOCKET SET - 6, 8 & 12 POINT

Product #: J47053A



INCH **MM**



Contents	Description
J4706	Socket, 1/4" DR 3/16" 6 PT
J4707	Socket, 1/4" DR 7/32" 6 PT
J4708	Socket, 1/4" DR 1/4" 6 PT
J4709	Socket, 1/4" DR 9/32" 6 PT
J4710	Socket, 1/4" DR 5/16" 6 PT
J4711	Socket, 1/4" DR 11/32" 6 PT
J4712	Socket, 1/4" DR 3/8" 6 PT
J4714	Socket, 1/4" DR 7/16" 6 PT
J4716	Socket, 1/4" DR 1/2" 6 PT
J4707L	Socket, Deep 1/4" DR 7/32" 6 PT
J4708L	Socket, Deep 1/4" DR 1/4" 6 PT
J4709L	Socket, Deep 1/4" DR 9/32" 6 PT
J4710L	Socket, Deep 1/4" DR 5/16" 6 PT
J4711L	Socket, Deep 1/4" DR 11/32" 6 PT
J5208S	Socket, 3/8" DR 1/4" 8 PT
J5210S	Socket, 3/8" DR 5/16" 8 PT
J5212S	Socket, 3/8" DR 3/8" 8 PT
J5212	Socket, 3/8" DR 3/8" 12 PT
J5214	Socket, 3/8" DR 7/16" 12 PT
J5216	Socket, 3/8" DR 1/2" 12 PT
J5218	Socket, 3/8" DR 9/16" 12 PT
J5220	Socket, 3/8" DR 5/8" 12 PT
J5222	Socket, 3/8" DR 11/16" 12 PT
J5224	Socket, 3/8" DR 3/4" 12 PT
J5226	Socket, 3/8" DR 13/16" 12 PT
J5012	Socket, Deep 3/8" DR 3/8" 12 PT

Contents	Description
J5014	Socket, Deep 3/8" DR 7/16" 12 PT
J5016	Socket, Deep 3/8" DR 1/2" 12 PT
J5018	Socket, Deep 3/8" DR 9/16" 12 PT
J5022	Socket, Deep 3/8" DR 11/16" 12 PT
J4704M	Socket, 1/4" DR 4 mm 6 PT
J4705M	Socket, 1/4" DR 5 mm 6 PT
J4706M	Socket, 1/4" DR 6 mm 6 PT
J4707M	Socket, 1/4" DR 7 mm 6 PT
J4708M	Socket, 1/4" DR 8 mm 6 PT
J4709M	Socket, 1/4" DR 9 mm 6 PT
J4710M	Socket, 1/4" DR 10 mm 6 PT
J4711M	Socket, 1/4" DR 11 mm 6 PT
J4712M	Socket, 1/4" DR 12 mm 6 PT
J4713M	Socket, 1/4" DR 13 mm 6 PT
J5210M	Socket, 3/8" DR 10 mm 12 PT
J5211M	Socket, 3/8" DR 11 mm 12 PT
J5212M	Socket, 3/8" DR 12 mm 12 PT

Contents	Description
J5213M	Socket, 3/8" DR 13 mm 12 PT
J5214M	Socket, 3/8" DR 14 mm 12 PT
J5215M	Socket, 3/8" DR 15 mm 12 PT
J5217M	Socket, 3/8" DR 17 mm 12 PT
J5219M	Socket, 3/8" DR 19 mm 12 PT
J4769	Socket Driver, 1/4" DR
J4760	Extension, 1/4" DR 3"
J5259	Extension, 3/8" DR 1-3/4"
J4749	Ratchet, Classic Pear Head 1/4" DR 5"
J5249	Ratchet, Classic Pear Head 3/8" DR 7"
J2587	Socket Bar, 17"
J2590	Socket Clip, 1/4" DR
J2591	Socket Clip, 3/8" DR
J9969R	Box, Extra Heavy with Tray, 26"

Weight (lbs): 29.35



1/4" & 3/8" DRIVE 22 PIECE SOCKET SETS - 6 POINT

Product #: J47152



INCH



Contents	Description
J4706	Socket, 1/4" DR 3/16" 6 PT
J4707	Socket, 1/4" DR 7/32" 6 PT
J4708	Socket, 1/4" DR 1/4" 6 PT
J4709	Socket, 1/4" DR 9/32" 6 PT
J4710	Socket, 1/4" DR 5/16" 6 PT
J4711	Socket, 1/4" DR 11/32" 6 PT
J4712	Socket, 1/4" DR 3/8" 6 PT
J5214H	Socket, 3/8" DR 7/16" 6 PT
J5216H	Socket, 3/8" DR 1/2" 6 PT
J5218H	Socket, 3/8" DR 9/16" 6 PT
J5220H	Socket, 3/8" DR 5/8" 6 PT
J5222H	Socket, 3/8" DR 11/16" 6 PT
J5224H	Socket, 3/8" DR 3/4" 6 PT
J5226H	Socket, 3/8" DR 13/16" 6 PT
J5228H	Socket, 3/8" DR 7/8" 6 PT
J5230H	Socket, 3/8" DR 15/16" 6 PT
J5232H	Socket, 3/8" DR 1" 6 PT

Contents	Description
J4769	Socket Driver, 1/4" DR
J5255	Adapter, 3/8" F x 1/4" M
J5260	Extension, 3/8" DR 3"
J5260-06	Extension, 3/8" DR 6"
J5249	Ratchet, Classic Pear Head 3/8" DR
JBM1003	Case, Blow Molded

Weight (lbs): 5.41





1/4" & 3/8" DRIVE 37 PIECE BIT SET

Product #: J47137A



INCH MM



1/4" & 3/8" DRIVE BIT SETS

Contents	Description
J4737	Socket, Phillips Bit 1/4" DR #1
J4738	Socket, Phillips Bit 1/4" DR #2
J4739-10W	Socket, Bit Torx® 1/4" DR T10
J4739-15W	Socket, Bit Torx® 1/4" DR T15
J4739-20W	Socket, Bit Torx® 1/4" DR T20
J4739-25W	Socket, Bit Torx® 1/4" DR T25
J4739-27W	Socket, Bit Torx® 1/4" DR T27
J4739-30W	Socket, Bit Torx® 1/4" DR T30
J4743	Socket, Screwdriver Bit Slotted 1/4" DR 1/4"
J4744	Socket, Screwdriver Bit Slotted 1/4" DR 3/16"
J4745	Socket, Screwdriver Bit Slotted 1/4" DR 1/4"
J47701/16	Socket, Hex Bit 1/4" DR 1/16"
J47705/64	Socket, Hex Bit 1/4" DR 5/64"
J47703/32	Socket, Hex Bit 1/4" DR 3/32"
J47707/64	Socket, Hex Bit 1/4" DR 7/64"
J47701/8	Socket, Hex Bit 1/4" DR 1/8"
J47709/64	Socket, Hex Bit 1/4" DR 9/64"
J47705/32	Socket, Hex Bit 1/4" DR 5/32"
J47703/16	Socket, Hex Bit 1/4" DR 3/16"
J47707/32	Socket, Hex Bit 1/4" DR 7/32"
J47701/4	Socket, Hex Bit 1/4" DR 1/4"
J47705/16	Socket, Hex Bit 1/4" DR 5/16"

Contents	Description
J4770-2M	Socket, Hex Bit 1/4" DR 2 mm
J4770-2.5M	Socket, Hex Bit 1/4" DR 2.5 mm
J4770-3M	Socket, Hex Bit 1/4" DR 3 mm
J4770-4M	Socket, Hex Bit 1/4" DR 4 mm
J4770-5M	Socket, Hex Bit 1/4" DR 5 mm
J4770-6M	Socket, Hex Bit 1/4" DR 6 mm
J49903/8	Socket, Hex Bit 3/8" DR 3/8"
J4990-7M	Socket, Hex Bit 3/8" 7 mm
J4990-8M	Socket, Hex Bit 3/8" 8 mm
J4990-10M	Socket, Hex Bit 3/8" 10 mm
J5239-40W	Socket, Bit Torx® 3/8" DR T40
J5239-45W	Socket, Bit Torx® 3/8" DR T45
J5239-50W	Socket, Bit Torx® 3/8" DR T50
J5239-55W	Socket, Bit Torx® 3/8" DR T55
J5242	Socket, Phillips Bit 3/8" DR #3
J2587	Socket Bar, 17"
J2590	Socket Clip, 1/4" DR
J2591	Socket Clip, 3/8" DR
J5497R	Box, Tool

Weight (lbs): 10.42



6 POINT
 8 POINT
 12 POINT
 SPL SPLINE
 HEX
 FULL POLISH
 SATIN
 BLACK OXIDE
 INSULATED

1/4" & 3/8" DRIVE 37 PIECE BIT SETProduct #: **J4770-37****INCH** **MM**

Contents	Description
J4737	Socket, Phillips Bit 1/4" DR #1
J4738	Socket, Phillips Bit 1/4" DR #2
J4743	Socket, Screwdriver Bit Slotted 1/4" DR 1/4"
J4744	Socket, Screwdriver Bit Slotted 1/4" DR 3/16"
J4745	Socket, Screwdriver Bit Slotted 1/4" DR 1/4"
J4739-10W	Socket, Bit Torx® 1/4" DR T10
J4739-15W	Socket, Bit Torx® 1/4" DR T15
J4739-20W	Socket, Bit Torx® 1/4" DR T20
J4739-25W	Socket, Bit Torx® 1/4" DR T25
J4739-27W	Socket, Bit Torx® 1/4" DR T27
J4739-30W	Socket, Bit Torx® 1/4" DR T30
J47701/16	Socket, Hex Bit 1/4" DR 1/16"
J47701/8	Socket, Hex Bit 1/4" DR 1/8"
J47703/32	Socket, Hex Bit 1/4" DR 3/32"
J47705/64	Socket, Hex Bit 1/4" DR 5/64"
J47707/64	Socket, Hex Bit 1/4" DR 7/64"
J47709/64	Socket, Hex Bit 1/4" DR 9/64"
J4770-2M	Socket, Hex Bit 1/4" DR 2 mm
J4770-2.5M	Socket, Hex Bit 1/4" DR 2.5 mm
J4770-3M	Socket, Hex Bit 1/4" DR 3 mm
J4770-4M	Socket, Hex Bit 1/4" DR 4 mm
J4770-5M	Socket, Hex Bit 1/4" DR 5 mm
J4770-6M	Socket, Hex Bit 1/4" DR 6 mm

Contents	Description
J5239-40W	Socket, Bit Torx® 3/8" DR T40
J5239-45W	Socket, Bit Torx® 3/8" DR T45
J5239-50W	Socket, Bit Torx® 3/8" DR T50
J5239-55W	Socket, Bit Torx® 3/8" DR T55
J49905/32	Socket, Hex Bit 3/8" DR 5/32"
J49903/16	Socket, Hex Bit 3/8" DR 3/16"
J49907/32	Socket, Hex Bit 3/8" DR 7/32"
J49901/4	Socket, Hex Bit 3/8" DR 1/4"
J49903/8	Socket, Hex Bit 3/8" DR 3/8"
J49905/16	Socket, Hex Bit 3/8" DR 5/16"
J4990-7M	Socket, Hex Bit 3/8" 7 mm
J4990-8M	Socket, Hex Bit 3/8" 8 mm
J4990-10M	Socket, Hex Bit 3/8" 10 mm
J5242	Socket, Phillips Bit 3/8" DR #3
J2584	Socket Bar, 6-1/4"
J2585	Socket Bar, 9"
J2590	Socket Clip, 1/4" DR
J2591	Socket Clip, 3/8" DR

Weight (lbs): 3.25



Torx® is a trademark of Acument Intellectual Properties, LLC



1/4" & 3/8" DRIVE 12 PIECE HEX BIT SET

Product #: J4770-12

HEX

INCH



Contents	Description
J47701/16	Socket, Hex Bit 1/4" DR 1/16"
J47701/8	Socket, Hex Bit 1/4" DR 1/8"
J47703/32	Socket, Hex Bit 1/4" DR 3/32"
J47705/64	Socket, Hex Bit 1/4" DR 5/64"
J47707/64	Socket, Hex Bit 1/4" DR 7/64"
J47709/64	Socket, Hex Bit 1/4" DR 9/64"
J49901/4	Socket, Hex Bit 3/8" DR 1/4"
J49903/16	Socket, Hex Bit 3/8" DR 3/16"
J49903/8	Socket, Hex Bit 3/8" DR 3/8"
J49905/16	Socket, Hex Bit 3/8" DR 5/16"
J49905/32	Socket, Hex Bit 3/8" DR 5/32"
J49907/32	Socket, Hex Bit 3/8" DR 7/32"
J2585	Socket Bar, 9"
J2590	Socket Clip, 1/4" DR
J2591	Socket Clip, 3/8" DR

Weight (lbs): 1.23



1/4" & 3/8" DRIVE 10 PIECE TORX® BIT SET

Product #: J4740C

Contents	Description
J4739-10W	Socket, Bit Torx® 1/4" DR T10
J4739-15W	Socket, Bit Torx® 1/4" DR T15
J4739-20W	Socket, Bit Torx® 1/4" DR T20
J4739-25W	Socket, Bit Torx® 1/4" DR T25
J4739-27W	Socket, Bit Torx® 1/4" DR T27
J4739-30W	Socket, Bit Torx® 1/4" DR T30
J5239-40W	Socket, Bit Torx® 3/8" DR T40
J5239-45W	Socket, Bit Torx® 3/8" DR T45
J5239-50W	Socket, Bit Torx® 3/8" DR T50
J5239-55W	Socket, Bit Torx® 3/8" DR T55
J2585	Socket Bar, 9"
J2590	Socket Clip, 1/4" DR
J2591	Socket Clip, 3/8" DR

Weight (lbs): 0.96



1/4" & 3/8" DRIVE BIT SETS

1/4" DRIVE 37 PIECE COMBINATION SOCKET SETS - 6 & 8 POINT

Product #: J47120



INCH



Contents	Description
J4706	Socket, 1/4" DR 3/16" 6 PT
J4707	Socket, 1/4" DR 7/32" 6 PT
J4708	Socket, 1/4" DR 1/4" 6 PT
J4709	Socket, 1/4" DR 9/32" 6 PT
J4710	Socket, 1/4" DR 5/16" 6 PT
J4711	Socket, 1/4" DR 11/32" 6 PT
J4712	Socket, 1/4" DR 3/8" 6 PT
J4714	Socket, 1/4" DR 7/16" 6 PT
J4716	Socket, 1/4" DR 1/2" 6 PT
J4718	Socket, 1/4" DR 9/16" 6 PT
J4706L	Socket, Deep 1/4" DR 3/16" 6 PT
J4707L	Socket, Deep 1/4" DR 7/32" 6 PT
J4708L	Socket, Deep 1/4" DR 1/4" 6 PT
J4709L	Socket, Deep 1/4" DR 9/32" 6 PT
J4710L	Socket, Deep 1/4" DR 5/16" 6 PT
J4711L	Socket, Deep 1/4" DR 11/32" 6 PT
J4712L	Socket, Deep 1/4" DR 3/8" 6 PT
J4714L	Socket, Deep 1/4" DR 1/2" 6 PT
J4716L	Socket, Deep 1/4" DR 7/16" 6 PT
J4718L	Socket, Deep 1/4" DR 9/16" 6 PT
J4708S	Socket, 1/4" DR 1/4" 8 PT
J4710S	Socket, 1/4" DR 5/16" 8 PT
J4712S	Socket, 1/4" DR 3/8" 8 PT
J4737	Socket, Phillips Bit 1/4" DR #1
J4738	Socket, Phillips Bit 1/4" DR #2
J4743	Socket, Screwdriver Bit Slotted 1/4" DR 1/4"
J4744	Socket, Screwdriver Bit Slotted 1/4" DR 3/16"
J4745	Socket, Screwdriver Bit Slotted 1/4" DR 1/4"
J4769	Socket Driver, 1/4" DR
J4759	Extension, 1/4" DR 2"
J4760	Extension, 1/4" DR 3"
J4761	Extension, 1/4" DR 6"
J4765	Extension, Flexible 1/4" DR 6-1/4"
J4770A	Universal Joint, 1/4" DR
J4766	Handle, Hinge 1/4" DR
J4785	Handle, Sliding-T 1" DR
J4749	Ratchet, Classic Pear Head 1/4" DR
JBM1008	Case, Blow Molded

Weight (lbs): 5.79



1/4" DRIVE 29 PIECE METRIC COMBINATION SOCKET SETS - 6 POINT

Product #: J47206



MM



Contents	Description
J4704M	Socket, 1/4" DR 4 mm 6 PT
J4705M	Socket, 1/4" DR 5 mm 6 PT
J47055M	Socket, 1/4" DR 5.5 mm 6 PT
J4706M	Socket, 1/4" DR 6 mm 6 PT
J4707M	Socket, 1/4" DR 7 mm 6 PT
J4708M	Socket, 1/4" DR 8 mm 6 PT
J4709M	Socket, 1/4" DR 9 mm 6 PT
J4710M	Socket, 1/4" DR 10 mm 6 PT
J4711M	Socket, 1/4" DR 11 mm 6 PT
J4712M	Socket, 1/4" DR 12 mm 6 PT
J4713M	Socket, 1/4" DR 13 mm 6 PT
J4714M	Socket, 1/4" DR 14 mm 6 PT
J4704LM	Socket, Deep 1/4" DR 4 mm 6 PT
J4705LM	Socket, Deep 1/4" DR 5 mm 6 PT
J47055LM	Socket, Deep 1/4" DR 5.5 mm 6 PT
J4706LM	Socket, Deep 1/4" DR 6 mm 6 PT
J4707LM	Socket, Deep 1/4" DR 7 mm 6 PT
J4708LM	Socket, Deep 1/4" DR 8 mm 6 PT
J4709LM	Socket, Deep 1/4" DR 9 mm 6 PT
J4710LM	Socket, Deep 1/4" DR 10 mm 6 PT
J4711LM	Socket, Deep 1/4" DR 11 mm 6 PT
J4712LM	Socket, Deep 1/4" DR 12 mm 6 PT
J4713LM	Socket, Deep 1/4" DR 13 mm 6 PT
J4714LM	Socket, Deep 1/4" DR 14 mm 6 PT
J4759	Extension, 1/4" DR 2"
J4761	Extension, 1/4" DR 6"
J4769	Socket Driver, 1/4" DR
J4770A	Universal Joint, 1/4" DR
J4749	Ratchet, Classic Pear Head 1/4" DR
JBM1004	Case, Blow Molded

Weight (lbs): 4.21





1/4" DRIVE 25 PIECE COMBINATION SOCKET SETS

Product #: J47116

6

INCH



Contents	Description
J4706	Socket, 1/4" DR 3/16" 6 PT
J4707	Socket, 1/4" DR 7/32" 6 PT
J4708	Socket, 1/4" DR 1/4" 6 PT
J4709	Socket, 1/4" DR 9/32" 6 PT
J4710	Socket, 1/4" DR 5/16" 6 PT
J4711	Socket, 1/4" DR 11/32" 6 PT
J4712	Socket, 1/4" DR 3/8" 6 PT
J4714	Socket, 1/4" DR 7/16" 6 PT
J4716	Socket, 1/4" DR 1/2" 6 PT
J4718	Socket, 1/4" DR 9/16" 6 PT
J4706L	Socket, Deep 1/4" DR 3/16" 6 PT
J4707L	Socket, Deep 1/4" DR 7/32" 6 PT
J4708L	Socket, Deep 1/4" DR 1/4" 6 PT
J4709L	Socket, Deep 1/4" DR 9/32" 6 PT
J4710L	Socket, Deep 1/4" DR 5/16" 6 PT
J4711L	Socket, Deep 1/4" DR 11/32" 6 PT
J4712L	Socket, Deep 1/4" DR 3/8" 6 PT
J4714L	Socket, Deep 1/4" DR 7/16" 6 PT
J4716L	Socket, Deep 1/4" DR 1/2" 6 PT
J4718L	Socket, Deep 1/4" DR 9/16" 6 PT
J4769	Socket Driver, 1/4" DR
J4759	Extension, 1/4" DR 2"
J4761	Extension, 1/4" DR 6"
J4770A	Universal Joint, 1/4" DR
J4749	Ratchet, Classic Pear Head 1/4" DR
JBM1002	Case, Blow Molded

Weight (lbs): 3.98



Product #: J47118

12

INCH



Contents	Description
J4706T	Socket, 1/4" DR 3/16" 12 PT
J4707T	Socket, 1/4" DR 7/32" 12 PT
J4708T	Socket, 1/4" DR 1/4" 12 PT
J4709T	Socket, 1/4" DR 9/32" 12 PT
J4710T	Socket, 1/4" DR 5/16" 12 PT
J4711T	Socket, 1/4" DR 11/32" 12 PT
J4712T	Socket, 1/4" DR 3/8" 12 PT
J4714T	Socket, 1/4" DR 7/16" 12 PT
J4716T	Socket, 1/4" DR 1/2" 12 PT
J4718T	Socket, 1/4" DR 9/16" 12 PT
J4706LT	Socket, Deep 1/4" DR 3/16" 12 PT
J4707LT	Socket, Deep 1/4" DR 7/32" 12 PT
J4708LT	Socket, Deep 1/4" DR 1/4" 12 PT
J4709LT	Socket, Deep 1/4" DR 9/32" 12 PT
J4710LT	Socket, Deep 1/4" DR 5/16" 12 PT
J4711LT	Socket, Deep 1/4" DR 11/32" 12 PT
J4712LT	Socket, Deep 1/4" DR 3/8" 12 PT
J4714LT	Socket, Deep 1/4" DR 7/16" 12 PT
J4716LT	Socket, Deep 1/4" DR 1/2" 12 PT
J4718LT	Socket, Deep 1/4" DR 9/16" 12 PT
J4769	Socket Driver, 1/4" DR
J4759	Extension, 1/4" DR 2"
J4761	Extension, 1/4" DR 6"
J4770A	Universal Joint, 1/4" DR
J4749	Ratchet, Classic Pear Head 1/4" DR
JBM1002	Case, Blow Molded

Weight (lbs): 4.12

ASME B107.110-2012



1/4" DRIVE SOCKET SETS

6 6 POINT 8 8 POINT 12 12 POINT SPL SPLINE HEX HEX FULL POLISH SATIN BLACK OXIDE INSULATED

1/4" DRIVE 22 PIECE COMBINATION SOCKET SET - 6 POINT**Product #: J52219****6****INCH MM**

Contents	Description
J4706	Socket, 1/4" DR 3/16" 6 PT
J4707	Socket, 1/4" DR 7/32" 6 PT
J4708	Socket, 1/4" DR 1/4" 6 PT
J4709	Socket, 1/4" DR 9/32" 6 PT
J4710	Socket, 1/4" DR 5/16" 6 PT
J4711	Socket, 1/4" DR 11/32" 6 PT
J4712	Socket, 1/4" DR 3/8" 6 PT
J4714	Socket, 1/4" DR 7/16" 6 PT
J4716	Socket, 1/4" DR 1/2" 6 PT
J4718	Socket, 1/4" DR 9/16" 6 PT
J4704M	Socket, 1/4" DR 4 mm 6 PT
J4705M	Socket, 1/4" DR 5 mm 6 PT
J47055M	Socket, 1/4" DR 5.5 mm 6 PT
J4706M	Socket, 1/4" DR 6 mm 6 PT
J4707M	Socket, 1/4" DR 7 mm 6 PT
J4708M	Socket, 1/4" DR 8 mm 6 PT
J4709M	Socket, 1/4" DR 9 mm 6 PT
J4710M	Socket, 1/4" DR 10 mm 6 PT
J4711M	Socket, 1/4" DR 11 mm 6 PT
J4712M	Socket, 1/4" DR 12 mm 6 PT
J4713M	Socket, 1/4" DR 13 mm 6 PT
J4714M	Socket, 1/4" DR 14 mm 6 PT
J2584	Socket Bar, 6-1/4"
J2585	Socket Bar, 9"
J2590	Socket Clip, 1/4" DR

Weight (lbs): 1.37

**1/4" DRIVE 19 PIECE COMBINATION SOCKET SETS - 6 & 8 POINT****Product #: J47114****6 8****INCH**

Contents	Description
J4706	Socket, 1/4" DR 3/16" 6 PT
J4707	Socket, 1/4" DR 7/32" 6 PT
J4708	Socket, 1/4" DR 1/4" 6 PT
J4709	Socket, 1/4" DR 9/32" 6 PT
J4710	Socket, 1/4" DR 5/16" 6 PT
J4711	Socket, 1/4" DR 11/32" 6 PT
J4712	Socket, 1/4" DR 3/8" 6 PT
J4714	Socket, 1/4" DR 7/16" 6 PT
J4716	Socket, 1/4" DR 1/2" 6 PT
J4718	Socket, 1/4" DR 9/16" 6 PT
J4708S	Socket, 1/4" DR 1/4" 8 PT
J4710S	Socket, 1/4" DR 5/16" 8 PT
J4712S	Socket, 1/4" DR 3/8" 8 PT
J4769	Socket Driver, 1/4" DR
J4759	Extension, 1/4" DR 2"
J4761	Extension, 1/4" DR 6"
J4770A	Universal Joint, 1/4" DR
J4766	Handle, Hinge 1/4" DR
J4749	Ratchet, Classic Pear Head 1/4" DR
JBM1006	Case, Blow Molded

Weight (lbs): 2.76



J47114



1/4" DRIVE 17 PIECE METRIC COMBINATION SOCKET SETS - 6 POINT

Product #: **J47204**



MM

Contents	Description
J4704M	Socket, 1/4" DR 4 mm 6 PT
J4705M	Socket, 1/4" DR 5 mm 6 PT
J47055M	Socket, 1/4" DR 5.5 mm 6 PT
J4706M	Socket, 1/4" DR 6 mm 6 PT
J4707M	Socket, 1/4" DR 7 mm 6 PT
J4708M	Socket, 1/4" DR 8 mm 6 PT
J4709M	Socket, 1/4" DR 9 mm 6 PT
J4710M	Socket, 1/4" DR 10 mm 6 PT
J4711M	Socket, 1/4" DR 11 mm 6 PT
J4712M	Socket, 1/4" DR 12 mm 6 PT
J4713M	Socket, 1/4" DR 13 mm 6 PT
J4714M	Socket, 1/4" DR 14 mm 6 PT
J4759	Extension, 1/4" DR 2"
J4761	Extension, 1/4" DR 6"
J4769	Socket Driver, 1/4" DR
J4770A	Universal Joint, 1/4" DR
J4749	Ratchet, Classic Pear Head 1/4" DR
JBM1007	Case, Blow Molded

Weight (lbs): 2.58



J47204

1/4" DRIVE SOCKET SETS

1/4" DRIVE 15 PIECE COMBINATION SOCKET SETS - 6 POINT

Product #: **J47112**



INCH

Contents	Description
J4706	Socket, 1/4" DR 3/16" 6 PT
J4707	Socket, 1/4" DR 7/32" 6 PT
J4708	Socket, 1/4" DR 1/4" 6 PT
J4709	Socket, 1/4" DR 9/32" 6 PT
J4710	Socket, 1/4" DR 5/16" 6 PT
J4711	Socket, 1/4" DR 11/32" 6 PT
J4712	Socket, 1/4" DR 3/8" 6 PT
J4714	Socket, 1/4" DR 7/16" 6 PT
J4716	Socket, 1/4" DR 1/2" 6 PT
J4718	Socket, 1/4" DR 9/16" 6 PT
J4759	Extension, 1/4" DR 2"
J4761	Extension, 1/4" DR 6"
J4769	Socket Driver, 1/4" DR
J4770A	Universal Joint, 1/4" DR
J4749	Ratchet, Classic Pear Head 1/4" DR
JBM1005	Case, Blow Molded

Weight (lbs): 2.73



J47112

1/4" DRIVE 12 PIECE COMBINATION SOCKET SETS

Product #: **J47108**



6

INCH

Product #: **J47110**



12

INCH

Contents	Description
J4706	Socket, 1/4" DR 3/16" 6 PT
J4707	Socket, 1/4" DR 7/32" 6 PT
J4708	Socket, 1/4" DR 1/4" 6 PT
J4709	Socket, 1/4" DR 9/32" 6 PT
J4710	Socket, 1/4" DR 5/16" 6 PT
J4711	Socket, 1/4" DR 11/32" 6 PT
J4712	Socket, 1/4" DR 3/8" 6 PT
J4714	Socket, 1/4" DR 7/16" 6 PT
J4716	Socket, 1/4" DR 1/2" 6 PT
J4718	Socket, 1/4" DR 9/16" 6 PT
J4769	Socket Driver, 1/4" DR
J4749	Ratchet, Classic Pear Head 1/4" DR
JBM1001	Case, Blow Molded

Weight (lbs): 1.62



Contents	Description
J4706T	Socket, 1/4" DR 3/16" 12 PT
J4707T	Socket, 1/4" DR 7/32" 12 PT
J4708T	Socket, 1/4" DR 1/4" 12 PT
J4709T	Socket, 1/4" DR 9/32" 12 PT
J4710T	Socket, 1/4" DR 5/16" 12 PT
J4711T	Socket, 1/4" DR 11/32" 12 PT
J4712T	Socket, 1/4" DR 3/8" 12 PT
J4714T	Socket, 1/4" DR 7/16" 12 PT
J4716T	Socket, 1/4" DR 1/2" 12 PT
J4718T	Socket, 1/4" DR 9/16" 12 PT
J4769	Socket Driver, 1/4" DR
J4749	Ratchet, Classic Pear Head 1/4" DR
JBM1001	Case, Blow Molded

Weight (lbs): 1.64



1/4" DRIVE 12 PIECE METRIC SOCKET SETS - 6 POINT

Product #: **J47200**

6

MM



Contents	Description
J4704M	Socket, 1/4" DR 4 mm 6 PT
J4705M	Socket, 1/4" DR 5 mm 6 PT
J47055M	Socket, 1/4" DR 5.5 mm 6 PT
J4706M	Socket, 1/4" DR 6 mm 6 PT
J4707M	Socket, 1/4" DR 7 mm 6 PT
J4708M	Socket, 1/4" DR 8 mm 6 PT
J4709M	Socket, 1/4" DR 9 mm 6 PT
J4710M	Socket, 1/4" DR 10 mm 6 PT
J4711M	Socket, 1/4" DR 11 mm 6 PT
J4712M	Socket, 1/4" DR 12 mm 6 PT
J4713M	Socket, 1/4" DR 13 mm 6 PT
J4714M	Socket, 1/4" DR 14 mm 6 PT
J2585	Socket Bar, 9"
J2590	Socket Clip, 1/4" DR

Weight (lbs): 1.10



Product #: **J47202**

6

MM



Contents	Description
J4704LM	Socket, Deep 1/4" DR 4 mm 6 PT
J4705LM	Socket, Deep 1/4" DR 5 mm 6 PT
J47055LM	Socket, Deep 1/4" DR 5.5 mm 6 PT
J4706LM	Socket, Deep 1/4" DR 6 mm 6 PT
J4707LM	Socket, Deep 1/4" DR 7 mm 6 PT
J4708LM	Socket, Deep 1/4" DR 8 mm 6 PT
J4709LM	Socket, Deep 1/4" DR 9 mm 6 PT
J4710LM	Socket, Deep 1/4" DR 10 mm 6 PT
J4711LM	Socket, Deep 1/4" DR 11 mm 6 PT
J4712LM	Socket, Deep 1/4" DR 12 mm 6 PT
J4713LM	Socket, Deep 1/4" DR 13 mm 6 PT
J4714LM	Socket, Deep 1/4" DR 14 mm 6 PT
J2585	Socket Bar, 9"
J2590	Socket Clip, 1/4" DR

Weight (lbs): 1.10





1/4" DRIVE 11 PIECE METRIC SOCKET SETS - 12 POINT

Product #: J47201

12

MM



Contents	Description
J4705TM	Socket, 1/4" DR 5 mm 12 PT
J47055TM	Socket, 1/4" DR 5.5 mm 12 PT
J4706TM	Socket, 1/4" DR 6 mm 12 PT
J4707TM	Socket, 1/4" DR 7 mm 12 PT
J4708TM	Socket, 1/4" DR 8 mm 12 PT
J4709TM	Socket, 1/4" DR 9 mm 12 PT
J4710TM	Socket, 1/4" DR 10 mm 12 PT
J4711TM	Socket, 1/4" DR 11 mm 12 PT
J4712TM	Socket, 1/4" DR 12 mm 12 PT
J4713TM	Socket, 1/4" DR 13 mm 12 PT
J4714TM	Socket, 1/4" DR 14 mm 12 PT
J2585	Socket Bar, 9"
J2590	Socket Clip, 1/4" DR

Weight (lbs): 1.03

ASME B107.110-2012

Product #: J47203

12

MM



Contents	Description
J4705LTM	Socket, Deep 1/4" DR 5 mm 12 PT
J47055LTM	Socket, Deep 1/4" DR 5.5 mm 12 PT
J4706LTM	Socket, Deep 1/4" DR 6 mm 12 PT
J4707LTM	Socket, Deep 1/4" DR 7 mm 12 PT
J4708LTM	Socket, Deep 1/4" DR 8 mm 12 PT
J4709LTM	Socket, Deep 1/4" DR 9 mm 12 PT
J4710LTM	Socket, Deep 1/4" DR 10 mm 12 PT
J4711LTM	Socket, Deep 1/4" DR 11 mm 12 PT
J4712LTM	Socket, Deep 1/4" DR 12 mm 12 PT
J4713LTM	Socket, Deep 1/4" DR 13 mm 12 PT
J4714LTM	Socket, Deep 1/4" DR 14 mm 12 PT
J2585	Socket Bar, 9"
J2590	Socket Clip, 1/4" DR

Weight (lbs): 0.56

ASME B107.110-2012

1/4" DRIVE 10 PIECE SOCKET SETS - 6 POINT

Product #: J47106

6

INCH



Contents	Description
J4706	Socket, 1/4" DR 3/16" 6 PT
J4707	Socket, 1/4" DR 7/32" 6 PT
J4708	Socket, 1/4" DR 1/4" 6 PT
J4709	Socket, 1/4" DR 9/32" 6 PT
J4710	Socket, 1/4" DR 5/16" 6 PT
J4711	Socket, 1/4" DR 11/32" 6 PT
J4712	Socket, 1/4" DR 3/8" 6 PT
J4714	Socket, 1/4" DR 7/16" 6 PT
J4716	Socket, 1/4" DR 1/2" 6 PT
J4718	Socket, 1/4" DR 9/16" 6 PT
J2584	Socket Bar, 6-1/4"
J2590	Socket Clip, 1/4" DR

Weight (lbs): 0.48



Product #: J47102

6

INCH



Contents	Description
J4706L	Socket, Deep 1/4" DR 3/16" 6 PT
J4707L	Socket, Deep 1/4" DR 7/32" 6 PT
J4708L	Socket, Deep 1/4" DR 1/4" 6 PT
J4709L	Socket, Deep 1/4" DR 9/32" 6 PT
J4710L	Socket, Deep 1/4" DR 5/16" 6 PT
J4711L	Socket, Deep 1/4" DR 11/32" 6 PT
J4712L	Socket, Deep 1/4" DR 3/8" 6 PT
J4714L	Socket, Deep 1/4" DR 1/2" 6 PT
J4716L	Socket, Deep 1/4" DR 7/16" 6 PT
J4718L	Socket, Deep 1/4" DR 9/16" 6 PT
J2584	Socket Bar, 6-1/4"
J2590	Socket Clip, 1/4" DR

Weight (lbs): 0.87



6 POINT
 8 POINT
 12 POINT
 SPL SPLINE
 HEX HEX
 FULL POLISH
 SATIN
 BLACK OXIDE
 INSULATED

1/4" DRIVE 10 PIECE SOCKET SETS - 12 POINT

Product #: **J47104**

12

INCH



Contents	Description
J4706T	Socket, 1/4" DR 3/16" 12 PT
J4707T	Socket, 1/4" DR 7/32" 12 PT
J4708T	Socket, 1/4" DR 1/4" 12 PT
J4709T	Socket, 1/4" DR 9/32" 12 PT
J4710T	Socket, 1/4" DR 5/16" 12 PT
J4711T	Socket, 1/4" DR 11/32" 12 PT
J4712T	Socket, 1/4" DR 3/8" 12 PT
J4714T	Socket, 1/4" DR 7/16" 12 PT
J4716T	Socket, 1/4" DR 1/2" 12 PT
J4718T	Socket, 1/4" DR 9/16" 12 PT
J2584	Socket Bar, 6-1/4"
J2590	Socket Clip, 1/4" DR

Weight (lbs): 0.42

ASME B107.110-2012

Product #: **J47100**

12

INCH



Contents	Description
J4706LT	Socket, Deep 1/4" DR 3/16" 12 PT
J4707LT	Socket, Deep 1/4" DR 7/32" 12 PT
J4708LT	Socket, Deep 1/4" DR 1/4" 12 PT
J4709LT	Socket, Deep 1/4" DR 9/32" 12 PT
J4710LT	Socket, Deep 1/4" DR 5/16" 12 PT
J4711LT	Socket, Deep 1/4" DR 11/32" 12 PT
J4712LT	Socket, Deep 1/4" DR 3/8" 12 PT
J4714LT	Socket, Deep 1/4" DR 7/16" 12 PT
J4716LT	Socket, Deep 1/4" DR 1/2" 12 PT
J4718LT	Socket, Deep 1/4" DR 9/16" 12 PT
J2584	Socket Bar, 6-1/4"
J2590	Socket Clip, 1/4" DR

Weight (lbs): 0.79

ASME B107.110-2012

1/4" DRIVE 12 PIECE METRIC UNIVERSAL SOCKET SET - 6 POINT

Product #: **J47205**

6

MM



Contents	Description
J48055AM	Socket, Universal 1/4" DR 5.5 mm 6 PT
J4805AM	Socket, Universal 1/4" DR 5 mm 6 PT
J4806AM	Socket, Universal 1/4" DR 6 mm 6 PT
J4807AM	Socket, Universal 1/4" DR 7 mm 6 PT
J4808AM	Socket, Universal 1/4" DR 8 mm 6 PT
J4809AM	Socket, Universal 1/4" DR 9 mm 6 PT
J4810AM	Socket, Universal 1/4" DR 10 mm 6 PT
J4811AM	Socket, Universal 1/4" DR 11 mm 6 PT
J4812AM	Socket, Universal 1/4" DR 12 mm 6 PT
J4813AM	Socket, Universal 1/4" DR 13 mm 6 PT
J4814AM	Socket, Universal 1/4" DR 14 mm 6 PT
J4815AM	Socket, Universal 1/4" DR 15 mm 6 PT
J2585	Socket Bar, 9"
J2590	Socket Clip, 1/4" DR

Weight (lbs): 0.67



1/4" DRIVE 9 PIECE UNIVERSAL SOCKET SET - 12 POINT

Product #: **J47107**

12

INCH



Contents	Description
J4770TA	Socket, Universal 1/4" DR 7/32" 12 PT
J4771TA	Socket, Universal 1/4" DR 1/4" 12 PT
J4772TA	Socket, Universal 1/4" DR 5/16" 12 PT
J4773TA	Socket, Universal 1/4" DR 3/8" 12 PT
J4774TA	Socket, Universal 1/4" DR 7/16" 12 PT
J4775TA	Socket, Universal 1/4" DR 1/2" 12 PT
J4776TA	Socket, Universal 1/4" DR 9/16" 12 PT
J4777TA	Socket, Universal 1/4" DR 9/32" 12 PT
J4778TA	Socket, Universal 1/4" DR 11/32" 12 PT
J2584	Socket Bar, 6-1/4"
J2590	Socket Clip, 1/4" DR

Weight (lbs): 0.47



Torx® is a trademark of Acument Intellectual Properties, LLC



1/4" DRIVE 5 PIECE UNIVERSAL SOCKET SET - 12 POINT

Product #: **J47105**

Contents	Description
J4771TA	Socket, Universal 1/4" DR 1/4" 12 PT
J4772TA	Socket, Universal 1/4" DR 5/16" 12 PT
J4773TA	Socket, Universal 1/4" DR 3/8" 12 PT
J4774TA	Socket, Universal 1/4" DR 7/16" 12 PT
J4775TA	Socket, Universal 1/4" DR 1/2" 12 PT
J2584	Socket Bar, 6-1/4"
J2590	Socket Clip, 1/4" DR

Weight (lbs): 0.32



12

INCH



1/4" DRIVE 6 PIECE TORX® BIT SET

Product #: **J4739C**

Contents	Description
J4739-10W	Socket, Bit Torx® 1/4" DR T10
J4739-15W	Socket, Bit Torx® 1/4" DR T15
J4739-20W	Socket, Bit Torx® 1/4" DR T20
J4739-25W	Socket, Bit Torx® 1/4" DR T25
J4739-27W	Socket, Bit Torx® 1/4" DR T27
J4739-30W	Socket, Bit Torx® 1/4" DR T30
J2584	Socket Bar, 6-1/4"
J2590	Socket Clip, 1/4" DR

Weight (lbs): 0.38



1/4" DRIVE 11 PIECE HEX BIT SET

Product #: **J4770-11**

HEX

INCH

Contents	Description
J47701/16	Socket, Hex Bit 1/4" DR 1/16"
J47705/64	Socket, Hex Bit 1/4" DR 5/64"
J47703/32	Socket, Hex Bit 1/4" DR 3/32"
J47707/64	Socket, Hex Bit 1/4" DR 7/64"
J47701/8	Socket, Hex Bit 1/4" DR 1/8"
J47709/64	Socket, Hex Bit 1/4" DR 9/64"
J47705/32	Socket, Hex Bit 1/4" DR 5/32"

Contents	Description
J47703/16	Socket, Hex Bit 1/4" DR 3/16"
J47707/32	Socket, Hex Bit 1/4" DR 7/32"
J47701/4	Socket, Hex Bit 1/4" DR 1/4"
J47705/16	Socket, Hex Bit 1/4" DR 5/16"
J2584	Socket Bar, 6-1/4"
J2590	Socket Clip, 1/4" DR

Weight (lbs): 0.64



1/4" DRIVE UNIVERSAL, TORX® BIT & HEX BIT SETS

1/4" DRIVE 8 PIECE HEX BIT BALL END SOCKET SET

Product #: **J4770-8B**



Contents	Description
J47703/32B	Socket, Hex Bit Ball End 1/4" DR 3/32"
J47707/64B	Socket, Hex Bit Ball End 1/4" DR 7/64"
J47701/8B	Socket, Hex Bit Ball End 1/4" DR 1/8"
J47709/64B	Socket, Hex Bit Ball End 1/4" DR 9/64"
J47705/32B	Socket, Hex Bit Ball End 1/4" DR 5/32"
J47703/16B	Socket, Hex Bit Ball End 1/4" DR 3/16"

Contents	Description
J47707/32B	Socket, Hex Bit Ball End 1/4" DR 7/32"
J47701/4B	Socket, Hex Bit Ball End 1/4" DR 1/4"
J2584	Socket Bar, 6-1/4"
J2590	Socket Clip, 1/4" DR

Weight (lbs): 0.49



1/4" DRIVE 6 PIECE METRIC HEX BIT SET

Product #: **J4770-6**



Contents	Description
J4770-2M	Socket, Hex Bit 1/4" DR 2 mm
J4770-2.5M	Socket, Hex Bit 1/4" DR 2.5 mm
J4770-3M	Socket, Hex Bit 1/4" DR 3 mm
J4770-4M	Socket, Hex Bit 1/4" DR 4 mm
J4770-5M	Socket, Hex Bit 1/4" DR 5 mm

Contents	Description
J4770-6M	Socket, Hex Bit 1/4" DR 6 mm
J2584	Socket Bar, 6-1/4"
J2590	Socket Clip, 1/4" DR

Weight (lbs): 0.41



1/4" DRIVE 11 PIECE ADVANCED HEX BIT SOCKET SET

Product #: **J7440R11SAE**



Contents	Description
J4770R-1/16	Socket, Advanced Hex Bit 1/4" DR 1/16"
J4770R-5/64	Socket, Advanced Hex Bit 1/4" DR 5/64"
J4770R-3/32	Socket, Advanced Hex Bit 1/4" DR 3/32"
J4770R-7/64	Socket, Advanced Hex Bit 1/4" DR 7/64"
J4770R-1/8	Socket, Advanced Hex Bit 1/4" DR 1/8"
J4770R-9/64	Socket, Advanced Hex Bit 1/4" DR 9/64"

Contents	Description
J4770R-5/32	Socket, Advanced Hex Bit 1/4" DR 5/32"
J4770R-3/16	Socket, Advanced Hex Bit 1/4" DR 3/16"
J4770R-7/32	Socket, Advanced Hex Bit 1/4" DR 7/32"
J4770R-1/4	Socket, Advanced Hex Bit 1/4" DR 1/4"
J4770R-5/16	Socket, Advanced Hex Bit 1/4" DR 5/16"

Weight (lbs): 0.64



1/4" DRIVE 8 PIECE METRIC ADVANCED HEX BIT SOCKET SET

Product #: **J7440R8MM**



Contents	Description
J4770R-1.5M	Socket, Advanced Hex Bit 1/4" DR 1.5 mm
J4770R-2M	Socket, Advanced Hex Bit 1/4" DR 2 mm
J4770R-2.5M	Socket, Advanced Hex Bit 1/4" DR 2.5 mm
J4770R-3M	Socket, Advanced Hex Bit 1/4" DR 3 mm

Contents	Description
J4770R-4M	Socket, Advanced Hex Bit 1/4" DR 4 mm
J4770R-5M	Socket, Advanced Hex Bit 1/4" DR 5 mm
J4770R-6M	Socket, Advanced Hex Bit 1/4" DR 6 mm
J4770R-7M	Socket, Advanced Hex Bit 1/4" DR 7 mm

Weight (lbs): 0.43



Torx® is a trademark of Acument Intellectual Properties, LLC



3/8" DRIVE 58 PIECE COMBINATION SOCKET SET - 8 & 12 POINT

Product #: J52140A

Tools Only: J52142

8 12

INCH



3/8" DRIVE SOCKET SETS

Contents	Description
J5208S	Socket, 3/8" DR 1/4" 8 PT
J5210S	Socket, 3/8" DR 5/16" 8 PT
J5212S	Socket, 3/8" DR 3/8" 8 PT
J5214S	Socket, 3/8" DR 7/16" 8 PT
J5216S	Socket, 3/8" DR 1/2" 8 PT
J5208	Socket, 3/8" DR 1/4" 12 PT
J5210	Socket, 3/8" DR 5/16" 12 PT
J5212	Socket, 3/8" DR 3/8" 12 PT
J5214	Socket, 3/8" DR 7/16" 12 PT
J5216	Socket, 3/8" DR 1/2" 12 PT
J5218	Socket, 3/8" DR 9/16" 12 PT
J5220	Socket, 3/8" DR 5/8" 12 PT
J5222	Socket, 3/8" DR 11/16" 12 PT
J5224	Socket, 3/8" DR 3/4" 12 PT
J5226	Socket, 3/8" DR 13/16" 12 PT
J5228	Socket, 3/8" DR 7/8" 12 PT
J5230	Socket, 3/8" DR 15/16" 12 PT
J5232	Socket, 3/8" DR 1" 12 PT
J5008	Socket, Deep 3/8" DR 1/4" 12 PT
J5010	Socket, Deep 3/8" DR 5/16" 12 PT
J5012	Socket, Deep 3/8" DR 3/8" 12 PT
J5014	Socket, Deep 3/8" DR 7/16" 12 PT
J5016	Socket, Deep 3/8" DR 1/2" 12 PT
J5018	Socket, Deep 3/8" DR 9/16" 12 PT
J5020	Socket, Deep 3/8" DR 5/8" 12 PT
J5022	Socket, Deep 3/8" DR 11/16" 12 PT
J5024	Socket, Deep 3/8" DR 3/4" 12 PT
J5026	Socket, Deep 3/8" DR 13/16" 12 PT
J5028	Socket, Deep 3/8" DR 7/8" 12 PT
J5030	Socket, Deep 3/8" DR 15/16" 12 PT
J5032	Socket, Deep 3/8" DR 1" 12 PT

Contents	Description
J5273A	Socket, 3/8" DR Universal 3/8" 12 PT
J5274A	Socket, 3/8" DR Universal 7/16" 12 PT
J5275A	Socket, 3/8" DR Universal 1/2" 12 PT
J5276A	Socket, 3/8" DR Universal 9/16" 12 PT
J5277A	Socket, 3/8" DR Universal 5/8" 12 PT
J5278A	Socket, 3/8" DR Universal 11/16" 12 PT
J5279A	Socket, 3/8" DR Universal 3/4" 12 PT
J49901/8	Socket, Hex Bit 3/8" DR 1/8"
J49905/32	Socket, Hex Bit 3/8" DR 5/32"
J49903/16	Socket, Hex Bit 3/8" DR 3/16"
J49907/32	Socket, Hex Bit 3/8" DR 7/32"
J49901/4	Socket, Hex Bit 3/8" DR 1/4"
J49905/16	Socket, Hex Bit 3/8" DR 5/16"
J49903/8	Socket, Hex Bit 3/8" DR 3/8"
J5241	Socket, Phillips Bit 3/8" DR #2
J5242	Socket, Phillips Bit 3/8" DR #3
J5243	Socket, Phillips Bit 3/8" DR #4
J5246	Socket, Bit Screwdriver Slotted 3/8" DR 1/4"
J5270A	Universal Joint, 3/8" DR
J5260	Extension, 3/8" DR 3"
J5260-06	Extension, 3/8" DR 6"
J5262	Extension, 3/8" DR 12"
J5265	Handle, Hinge 3/8" DR
J5280G	Handle, Speed 1/4" DR 15-1/2"
J5285	Handle, Sliding-T 3/4" DR
J5247	Ratchet, Adapter 3/8" DR
J5249	Ratchet, Classic Pear Head 3/8" DR 7"
J9977R	Box, Mechanic with Tray, 19"

Weight (lbs): 22.67



6 6 POINT 8 8 POINT 12 12 POINT SPL SPLINE HEX HEX FULL POLISH SATIN BLACK OXIDE INSULATED

3/8" DRIVE 57 PIECE METRIC COMBINATION SOCKET SET - 12 POINT

Product #: J52226A

Tools Only: J52228



MM



Contents	Description
J5206M	Socket, 3/8" DR 6 mm 12 PT
J5207M	Socket, 3/8" DR 7 mm 12 PT
J5208M	Socket, 3/8" DR 8 mm 12 PT
J5209M	Socket, 3/8" DR 9 mm 12 PT
J5210M	Socket, 3/8" DR 10 mm 12 PT
J5211M	Socket, 3/8" DR 11 mm 12 PT
J5212M	Socket, 3/8" DR 12 mm 12 PT
J5213M	Socket, 3/8" DR 13 mm 12 PT
J5214M	Socket, 3/8" DR 14 mm 12 PT
J5215M	Socket, 3/8" DR 15 mm 12 PT
J5216M	Socket, 3/8" DR 16 mm 12 PT
J5217M	Socket, 3/8" DR 17 mm 12 PT
J5218M	Socket, 3/8" DR 18 mm 12 PT
J5219M	Socket, 3/8" DR 19 mm 12 PT
J5220M	Socket, 3/8" DR 20 mm 12 PT
J5221M	Socket, 3/8" DR 21 mm 12 PT
J5222M	Socket, 3/8" DR 22 mm 12 PT
J5272AM	Socket, Universal 3/8" DR 9 mm 12 PT
J5273AM	Socket, Universal 3/8" DR 10 mm 12 PT
J5274AM	Socket, Universal 3/8" DR 11 mm 12 PT
J5275AM	Socket, Universal 3/8" DR 12 mm 12 PT
J5276AM	Socket, Universal 3/8" DR 13 mm 12 PT
J5277AM	Socket, Universal 3/8" DR 14 mm 12 PT
J5278AM	Socket, Universal 3/8" DR 15 mm 12 PT
J4990-4M	Socket, Hex Bit 3/8" 4 mm
J4990-5M	Socket, Hex Bit 3/8" 5 mm
J4990-6M	Socket, Hex Bit 3/8" 6 mm
J4990-7M	Socket, Hex Bit 3/8" 7 mm
J4990-8M	Socket, Hex Bit 3/8" 8 mm
J4990-10M	Socket, Hex Bit 3/8" 10 mm

Contents	Description
J5006M	Socket, Deep 3/8" DR 6 mm 12 PT
J5007M	Socket, Deep 3/8" DR 7 mm 12 PT
J5008M	Socket, Deep 3/8" DR 8 mm 12 PT
J5009M	Socket, Deep 3/8" DR 9 mm 12 PT
J5010M	Socket, Deep 3/8" DR 10 mm 12 PT
J5011M	Socket, Deep 3/8" DR 11 mm 12 PT
J5012M	Socket, Deep 3/8" DR 12 mm 12 PT
J5013M	Socket, Deep 3/8" DR 13 mm 12 PT
J5014M	Socket, Deep 3/8" DR 14 mm 12 PT
J5015M	Socket, Deep 3/8" DR 15 mm 12 PT
J5016M	Socket, Deep 3/8" DR 16 mm 12 PT
J5017M	Socket, Deep 3/8" DR 17 mm 12 PT
J5018M	Socket, Deep 3/8" DR 18 mm 12 PT
J5019M	Socket, Deep 3/8" DR 19 mm 12 PT
J5241	Socket, Phillips Bit 3/8" DR #2
J5242	Socket, Phillips Bit 3/8" DR #3
J5243	Socket, Phillips Bit 3/8" DR #4
J5246	Socket, Bit Screwdriver Slotted 3/8" DR 1/4"
J5260	Extension, 3/8" DR 3"
J5260-06	Extension, 3/8" DR 6"
J5262	Extension, 3/8" DR 12"
J5270A	Universal Joint, 3/8" DR
J5247	Ratchet, Adapter 3/8" DR
J5249	Ratchet, Classic Pear Head 3/8" DR 7"
J5265	Handle, Hinge 3/8" DR
J5280G	Handle, Speed 1/4" DR 15-1/2"
J5285	Handle, Sliding-T 3/4" DR
J9977R	Box, Mechanic w/ Tray, 19"

Weight (lbs): 22.50





3/8" DRIVE 34 PIECE COMBINATION SOCKET SETS - 12 POINT

Product #: J52230-1A

Tools Only: J52230

12

INCH MM



3/8" DRIVE SOCKET SETS

Contents	Description
J5210	Socket, 3/8" DR 5/16" 12 PT
J5212	Socket, 3/8" DR 3/8" 12 PT
J5214	Socket, 3/8" DR 7/16" 12 PT
J5216	Socket, 3/8" DR 1/2" 12 PT
J5218	Socket, 3/8" DR 9/16" 12 PT
J5220	Socket, 3/8" DR 5/8" 12 PT
J5222	Socket, 3/8" DR 11/16" 12 PT
J5224	Socket, 3/8" DR 3/4" 12 PT
J5226	Socket, 3/8" DR 13/16" 12 PT
J5228	Socket, 3/8" DR 7/8" 12 PT
J5012	Socket, Deep 3/8" DR 3/8" 12 PT
J5014	Socket, Deep 3/8" DR 7/16" 12 PT
J5016	Socket, Deep 3/8" DR 1/2" 12 PT
J5018	Socket, Deep 3/8" DR 9/16" 12 PT
J5020	Socket, Deep 3/8" DR 5/8" 12 PT
J5022	Socket, Deep 3/8" DR 11/16" 12 PT
J5024	Socket, Deep 3/8" DR 3/4" 12 PT
J5026	Socket, Deep 3/8" DR 13/16" 12 PT
J5028	Socket, Deep 3/8" DR 7/8" 12 PT

Contents	Description
J5208M	Socket, 3/8" DR 8 mm 12 PT
J5209M	Socket, 3/8" DR 9 mm 12 PT
J5210M	Socket, 3/8" DR 10 mm 12 PT
J5211M	Socket, 3/8" DR 11 mm 12 PT
J5212M	Socket, 3/8" DR 12 mm 12 PT
J5213M	Socket, 3/8" DR 13 mm 12 PT
J5214M	Socket, 3/8" DR 14 mm 12 PT
J5215M	Socket, 3/8" DR 15 mm 12 PT
J5217M	Socket, 3/8" DR 17 mm 12 PT
J5218M	Socket, 3/8" DR 18 mm 12 PT
J5219M	Socket, 3/8" DR 19 mm 12 PT
J5260	Extension, 3/8" DR 3"
J5260-06	Extension, 3/8" DR 6"
J5270A	Universal Joint, 3/8" DR
J5249	Ratchet, Classic Pear Head 3/8" DR 7"
J2591	Socket Clip, 3/8" DR
J2585	Socket Bar, 9"
J2586	Socket Bar, 13"
J9971R	Box, Mechanic w/ Tray, 19"

Weight (lbs): 5.93



6 6 POINT 8 8 POINT 12 12 POINT SPL SPLINE HEX HEX FULL POLISH SATIN BLACK OXIDE INSULATED

3/8" DRIVE 33 PIECE COMBINATION SOCKET SETS - 12 & 8 POINT

Product #: **J52138**

8 12

INCH



Contents	Description
J5208S	Socket, 3/8" DR 1/4" 8 PT
J5210S	Socket, 3/8" DR 5/16" 8 PT
J5212S	Socket, 3/8" DR 3/8" 8 PT
J5212	Socket, 3/8" DR 3/8" 12 PT
J5214	Socket, 3/8" DR 7/16" 12 PT
J5216	Socket, 3/8" DR 1/2" 12 PT
J5218	Socket, 3/8" DR 9/16" 12 PT
J5220	Socket, 3/8" DR 5/8" 12 PT
J5222	Socket, 3/8" DR 11/16" 12 PT
J5224	Socket, 3/8" DR 3/4" 12 PT
J5226	Socket, 3/8" DR 13/16" 12 PT
J5228	Socket, 3/8" DR 7/8" 12 PT
J5274A	Socket, Universal 3/8" DR 7/16" 12 PT
J5275A	Socket, Universal 3/8" DR 1/2" 12 PT
J5276A	Socket, Universal 3/8" DR 9/16" 12 PT
J5277A	Socket, Universal 3/8" DR 5/8" 12 PT
J5279A	Socket, Universal 3/8" DR 3/4" 12 PT

Contents	Description
J5012	Socket, Deep 3/8" DR 3/8" 12 PT
J5014	Socket, Deep 3/8" DR 7/16" 12 PT
J5016	Socket, Deep 3/8" DR 1/2" 12 PT
J5018	Socket, Deep 3/8" DR 9/16" 12 PT
J5020	Socket, Deep 3/8" DR 5/8" 12 PT
J5022	Socket, Deep 3/8" DR 11/16" 12 PT
J5024	Socket, Deep 3/8" DR 3/4" 12 PT
J5026	Socket, Deep 3/8" DR 13/16" 12 PT
J5028	Socket, Deep 3/8" DR 7/8" 12 PT
J5260	Extension, 3/8" DR 3"
J5260-06	Extension, 3/8" DR 6"
J5262	Extension, 3/8" DR 12"
J5270A	Universal Joint, 3/8" DR
J5265	Handle, Hinge 3/8" DR
J5280G	Handle, Speed 1/4" DR 15-1/2"
J4749	Ratchet, Classic Pear Head 1/4" DR
JBM1104	Case, Blow Molded

Weight (lbs): 13.27





3/8" DRIVE 29 PIECE COMBINATION SOCKET SETS

Product #: J52220

6

MM



Contents	Description
J5208MH	Socket, 3/8" DR 8 mm 6 PT
J5209MH	Socket, 3/8" DR 9 mm 6 PT
J5210MH	Socket, 3/8" DR 10 mm 6 PT
J5211MH	Socket, 3/8" DR 11 mm 6 PT
J5212MH	Socket, 3/8" DR 12 mm 6 PT
J5213MH	Socket, 3/8" DR 13 mm 6 PT
J5214MH	Socket, 3/8" DR 14 mm 6 PT
J5215MH	Socket, 3/8" DR 15 mm 6 PT
J5216MH	Socket, 3/8" DR 16 mm 6 PT
J5217MH	Socket, 3/8" DR 17 mm 6 PT
J5218MH	Socket, 3/8" DR 18 mm 6 PT
J5219MH	Socket, 3/8" DR 19 mm 6 PT
J5008MH	Socket, Deep 3/8" DR 8 mm 6 PT
J5009MH	Socket, Deep 3/8" DR 9 mm 6 PT
J5010MH	Socket, Deep 3/8" DR 10 mm 6 PT
J5011MH	Socket, Deep 3/8" DR 11 mm 6 PT
J5012MH	Socket, Deep 3/8" DR 12 mm 6 PT
J5013MH	Socket, Deep 3/8" DR 13 mm 6 PT
J5014MH	Socket, Deep 3/8" DR 14 mm 6 PT
J5015MH	Socket, Deep 3/8" DR 15 mm 6 PT
J5016MH	Socket, Deep 3/8" DR 16 mm 6 PT
J5017MH	Socket, Deep 3/8" DR 17 mm 6 PT
J5018MH	Socket, Deep 3/8" DR 18 mm 6 PT
J5019MH	Socket, Deep 3/8" DR 19 mm 6 PT
J5260	Extension, 3/8" DR 3"
J5260-06	Extension, 3/8" DR 6"
J5265	Handle, Hinge 3/8" DR
J5270A	Universal Joint, 3/8" DR
J5249	Ratchet, Classic Pear Head 3/8" DR
JBM1106	Case, Blow Molded

Weight (lbs): 9.18



Product #: J52222

12

MM



Contents	Description
J5208M	Socket, 3/8" DR 8 mm 12 PT
J5209M	Socket, 3/8" DR 9 mm 12 PT
J5210M	Socket, 3/8" DR 10 mm 12 PT
J5211M	Socket, 3/8" DR 11 mm 12 PT
J5212M	Socket, 3/8" DR 12 mm 12 PT
J5213M	Socket, 3/8" DR 13 mm 12 PT
J5214M	Socket, 3/8" DR 14 mm 12 PT
J5215M	Socket, 3/8" DR 15 mm 12 PT
J5216M	Socket, 3/8" DR 16 mm 12 PT
J5217M	Socket, 3/8" DR 17 mm 12 PT
J5218M	Socket, 3/8" DR 18 mm 12 PT
J5219M	Socket, 3/8" DR 19 mm 12 PT
J5008M	Socket, Deep 3/8" DR 8 mm 12 PT
J5009M	Socket, Deep 3/8" DR 9 mm 12 PT
J5010M	Socket, Deep 3/8" DR 10 mm 12 PT
J5011M	Socket, Deep 3/8" DR 11 mm 12 PT
J5012M	Socket, Deep 3/8" DR 12 mm 12 PT
J5013M	Socket, Deep 3/8" DR 13 mm 12 PT
J5014M	Socket, Deep 3/8" DR 14 mm 12 PT
J5015M	Socket, Deep 3/8" DR 15 mm 12 PT
J5016M	Socket, Deep 3/8" DR 16 mm 12 PT
J5017M	Socket, Deep 3/8" DR 17 mm 12 PT
J5018M	Socket, Deep 3/8" DR 18 mm 12 PT
J5019M	Socket, Deep 3/8" DR 19 mm 12 PT
J5260	Extension, 3/8" DR 3"
J5260-06	Extension, 3/8" DR 6"
J5270A	Universal Joint, 3/8" DR
J5265	Handle, Hinge 3/8" DR
J5249	Ratchet, Classic Pear Head 3/8" DR
JBM1106	Case, Blow Molded

Weight (lbs): 9.14



3/8" DRIVE SOCKET SETS

6 6 POINT
8 8 POINT
12 12 POINT
SPL SPLINE
HEX HEX
FULL POLISH
SATIN
BLACK OXIDE
INSULATED

3/8" DRIVE 22 PIECE SOCKET SETS

Product #: J52134

6

INCH



Contents	Description
J5212H	Socket, 3/8" DR 3/8" 6 PT
J5214H	Socket, 3/8" DR 7/16" 6 PT
J5216H	Socket, 3/8" DR 1/2" 6 PT
J5218H	Socket, 3/8" DR 9/16" 6 PT
J5220H	Socket, 3/8" DR 5/8" 6 PT
J5222H	Socket, 3/8" DR 11/16" 6 PT
J5224H	Socket, 3/8" DR 3/4" 6 PT
J5226H	Socket, 3/8" DR 13/16" 6 PT
J5228H	Socket, 3/8" DR 7/8" 6 PT
J5012H	Socket, Deep 3/8" DR 3/8" 6 PT
J5014H	Socket, Deep 3/8" DR 7/16" 6 PT
J5016H	Socket, Deep 3/8" DR 1/2" 6 PT
J5018H	Socket, Deep 3/8" DR 9/16" 6 PT
J5020H	Socket, Deep 3/8" DR 5/8" 6 PT
J5022H	Socket, Deep 3/8" DR 11/16" 6 PT
J5024H	Socket, Deep 3/8" DR 3/4" 6 PT
J5026H	Socket, Deep 3/8" DR 13/16" 6 PT
J5028H	Socket, Deep 3/8" DR 7/8" 6 PT
J5260	Extension, 3/8" DR 3"
J5260-06	Extension, 3/8" DR 6"
J5270A	Universal Joint, 3/8" DR
J5249	Ratchet, Classic Pear Head 3/8" DR
JBM1102	Case, Blow Molded

Weight (lbs): 7.63



Product #: J52136

12

INCH



Contents	Description
J5212	Socket, 3/8" DR 3/8" 12 PT
J5214	Socket, 3/8" DR 7/16" 12 PT
J5216	Socket, 3/8" DR 1/2" 12 PT
J5218	Socket, 3/8" DR 9/16" 12 PT
J5220	Socket, 3/8" DR 5/8" 12 PT
J5222	Socket, 3/8" DR 11/16" 12 PT
J5224	Socket, 3/8" DR 3/4" 12 PT
J5226	Socket, 3/8" DR 13/16" 12 PT
J5228	Socket, 3/8" DR 7/8" 12 PT
J5012	Socket, Deep 3/8" DR 3/8" 12 PT
J5014	Socket, Deep 3/8" DR 7/16" 12 PT
J5016	Socket, Deep 3/8" DR 1/2" 12 PT
J5018	Socket, Deep 3/8" DR 9/16" 12 PT
J5020	Socket, Deep 3/8" DR 5/8" 12 PT
J5022	Socket, Deep 3/8" DR 11/16" 12 PT
J5024	Socket, Deep 3/8" DR 3/4" 12 PT
J5026	Socket, Deep 3/8" DR 13/16" 12 PT
J5028	Socket, Deep 3/8" DR 7/8" 12 PT
J5260	Extension, 3/8" DR 3"
J5260-06	Extension, 3/8" DR 6"
J5270A	Universal Joint, 3/8" DR
J5249	Ratchet, Classic Pear Head 3/8" DR
JBM1102	Case, Blow Molded

Weight (lbs): 7.70

ASME B107.110-2012






3/8" DRIVE 21 PIECE SOCKET SETS

Product #: **J52211**

6

MM



Contents	Description
J5206MH	Socket, 3/8" DR 6 mm 6 PT
J5207MH	Socket, 3/8" DR 7 mm 6 PT
J5208MH	Socket, 3/8" DR 8 mm 6 PT
J5209MH	Socket, 3/8" DR 9 mm 6 PT
J5210MH	Socket, 3/8" DR 10 mm 6 PT
J5211MH	Socket, 3/8" DR 11 mm 6 PT
J5212MH	Socket, 3/8" DR 12 mm 6 PT
J5213MH	Socket, 3/8" DR 13 mm 6 PT
J5214MH	Socket, 3/8" DR 14 mm 6 PT
J5215MH	Socket, 3/8" DR 15 mm 6 PT
J5216MH	Socket, 3/8" DR 16 mm 6 PT
J5217MH	Socket, 3/8" DR 17 mm 6 PT
J5218MH	Socket, 3/8" DR 18 mm 6 PT
J5219MH	Socket, 3/8" DR 19 mm 6 PT
J5220MH	Socket, 3/8" DR 20 mm 6 PT
J5221MH	Socket, 3/8" DR 21 mm 6 PT
J5222MH	Socket, 3/8" DR 22 mm 6 PT
J5223MH	Socket, 3/8" DR 23 mm 6 PT
J5224MH	Socket, 3/8" DR 24 mm 6 PT
J5225MH	Socket, 3/8" DR 25 mm 6 PT
J5226MH	Socket, 3/8" DR 26 mm 6 PT
J2585	Socket Bar, 9"
J2588	Socket Bar, 11"
J2591	Socket Clip, 3/8" DR

Weight (lbs): 3.36



Product #: **J52215**

12

MM



Contents	Description
J5206M	Socket, 3/8" DR 6 mm 12 PT
J5207M	Socket, 3/8" DR 7 mm 12 PT
J5208M	Socket, 3/8" DR 8 mm 12 PT
J5209M	Socket, 3/8" DR 9 mm 12 PT
J5210M	Socket, 3/8" DR 10 mm 12 PT
J5211M	Socket, 3/8" DR 11 mm 12 PT
J5212M	Socket, 3/8" DR 12 mm 12 PT
J5213M	Socket, 3/8" DR 13 mm 12 PT
J5214M	Socket, 3/8" DR 14 mm 12 PT
J5215M	Socket, 3/8" DR 15 mm 12 PT
J5216M	Socket, 3/8" DR 16 mm 12 PT
J5217M	Socket, 3/8" DR 17 mm 12 PT
J5218M	Socket, 3/8" DR 18 mm 12 PT
J5219M	Socket, 3/8" DR 19 mm 12 PT
J5220M	Socket, 3/8" DR 20 mm 12 PT
J5221M	Socket, 3/8" DR 21 mm 12 PT
J5222M	Socket, 3/8" DR 22 mm 12 PT
J5223M	Socket, 3/8" DR 23 mm 12 PT
J5224M	Socket, 3/8" DR 24 mm 12 PT
J5225M	Socket, 3/8" DR 25 mm 12 PT
J5226M	Socket, 3/8" DR 26 mm 12 PT
J2585	Socket Bar, 9"
J2588	Socket Bar, 11"
J2591	Socket Clip, 3/8" DR

Weight (lbs): 2.98



3/8" DRIVE SOCKET SETS

6 6 POINT
8 8 POINT
12 12 POINT
SPL SPLINE
HEX HEX
FULL POLISH
SATIN
BLACK OXIDE
INSULATED

3/8" DRIVE 20 PIECE METRIC COMBINATION SOCKET SET - 12 POINT

Product #: J52224

Contents	Description
J5206M	Socket, 3/8" DR 6 mm 12 PT
J5207M	Socket, 3/8" DR 7 mm 12 PT
J5208M	Socket, 3/8" DR 8 mm 12 PT
J5209M	Socket, 3/8" DR 9 mm 12 PT
J5210M	Socket, 3/8" DR 10 mm 12 PT
J5211M	Socket, 3/8" DR 11 mm 12 PT
J5212M	Socket, 3/8" DR 12 mm 12 PT
J5213M	Socket, 3/8" DR 13 mm 12 PT
J5214M	Socket, 3/8" DR 14 mm 12 PT
J5215M	Socket, 3/8" DR 15 mm 12 PT
J5216M	Socket, 3/8" DR 16 mm 12 PT

Contents	Description
J5217M	Socket, 3/8" DR 17 mm 12 PT
J5218M	Socket, 3/8" DR 18 mm 12 PT
J5219M	Socket, 3/8" DR 19 mm 12 PT
J5260	Extension, 3/8" DR 3"
J5262	Extension, 3/8" DR 12"
J5270A	Universal Joint, 3/8" DR
J5265	Handle, Hinge 3/8" DR
J5280G	Handle, Speed 3/8" DR 17-1/2"
J5249	Ratchet, Classic Pear Head 3/8" DR
JBM1107	Case, Blow Molded

Weight (lbs): 7.97



12

MM



3/8" DRIVE 18 PIECE DEEP METRIC SOCKET SETS

Product #: J52203

6

MM



Contents	Description
J5006MH	Socket, Deep 3/8" DR 6 mm 6 PT
J5007MH	Socket, Deep 3/8" DR 7 mm 6 PT
J5008MH	Socket, Deep 3/8" DR 8 mm 6 PT
J5009MH	Socket, Deep 3/8" DR 9 mm 6 PT
J5010MH	Socket, Deep 3/8" DR 10 mm 6 PT
J5011MH	Socket, Deep 3/8" DR 11 mm 6 PT
J5012MH	Socket, Deep 3/8" DR 12 mm 6 PT
J5013MH	Socket, Deep 3/8" DR 13 mm 6 PT
J5014MH	Socket, Deep 3/8" DR 14 mm 6 PT
J5015MH	Socket, Deep 3/8" DR 15 mm 6 PT
J5016MH	Socket, Deep 3/8" DR 16 mm 6 PT
J5017MH	Socket, Deep 3/8" DR 17 mm 6 PT
J5018MH	Socket, Deep 3/8" DR 18 mm 6 PT
J5019MH	Socket, Deep 3/8" DR 19 mm 6 PT
J5020MH	Socket, Deep 3/8" DR 20 mm 6 PT
J5021MH	Socket, Deep 3/8" DR 21 mm 6 PT
J5022MH	Socket, Deep 3/8" DR 22 mm 6 PT
J5023MH	Socket, Deep 3/8" DR 23 mm 6 PT
J2587	Socket Bar, 17"
J2591	Socket Clip, 3/8" DR

Weight (lbs): 4.79



Product #: J52207

12

MM



Contents	Description
J5006M	Socket, Deep 3/8" DR 6 mm 12 PT
J5007M	Socket, Deep 3/8" DR 7 mm 12 PT
J5008M	Socket, Deep 3/8" DR 8 mm 12 PT
J5009M	Socket, Deep 3/8" DR 9 mm 12 PT
J5010M	Socket, Deep 3/8" DR 10 mm 12 PT
J5011M	Socket, Deep 3/8" DR 11 mm 12 PT
J5012M	Socket, Deep 3/8" DR 12 mm 12 PT
J5013M	Socket, Deep 3/8" DR 13 mm 12 PT
J5014M	Socket, Deep 3/8" DR 14 mm 12 PT
J5015M	Socket, Deep 3/8" DR 15 mm 12 PT
J5016M	Socket, Deep 3/8" DR 16 mm 12 PT
J5017M	Socket, Deep 3/8" DR 17 mm 12 PT
J5018M	Socket, Deep 3/8" DR 18 mm 12 PT
J5019M	Socket, Deep 3/8" DR 19 mm 12 PT
J5020M	Socket, Deep 3/8" DR 20 mm 12 PT
J5021M	Socket, Deep 3/8" DR 21 mm 12 PT
J5022M	Socket, Deep 3/8" DR 22 mm 12 PT
J5023M	Socket, Deep 3/8" DR 23 mm 12 PT
J2587	Socket Bar, 17"
J2591	Socket Clip, 3/8" DR

Weight (lbs): 4.55





3/8" DRIVE 16 PIECE METRIC COMBINATION SOCKET SETS - 12 POINT

Product #: J52218

Contents	Description
J5006M	Socket, Deep 3/8" DR 6 mm 12 PT
J5007M	Socket, Deep 3/8" DR 7 mm 12 PT
J5008M	Socket, Deep 3/8" DR 8 mm 12 PT
J5009M	Socket, Deep 3/8" DR 9 mm 12 PT
J5010M	Socket, Deep 3/8" DR 10 mm 12 PT
J5011M	Socket, Deep 3/8" DR 11 mm 12 PT
J5012M	Socket, Deep 3/8" DR 12 mm 12 PT
J5013M	Socket, Deep 3/8" DR 13 mm 12 PT
J5014M	Socket, Deep 3/8" DR 14 mm 12 PT
J5015M	Socket, Deep 3/8" DR 15 mm 12 PT
J5016M	Socket, Deep 3/8" DR 16 mm 12 PT
J5017M	Socket, Deep 3/8" DR 17 mm 12 PT
J5018M	Socket, Deep 3/8" DR 18 mm 12 PT
J5019M	Socket, Deep 3/8" DR 19 mm 12 PT
J5260-06	Extension, 3/8" DR 6"
J5249	Ratchet, Classic Pear Head 3/8" DR
JBM1101	Case, Blow Molded

Weight (lbs): 4.07



12

MM



3/8" DRIVE SOCKET SETS

3/8" DRIVE 15 PIECE SOCKET SETS - 12 POINT

Product #: J52132

Contents	Description
J5212	Socket, 3/8" DR 3/8" 12 PT
J5214	Socket, 3/8" DR 7/16" 12 PT
J5216	Socket, 3/8" DR 1/2" 12 PT
J5218	Socket, 3/8" DR 9/16" 12 PT
J5220	Socket, 3/8" DR 5/8" 12 PT
J5222	Socket, 3/8" DR 11/16" 12 PT
J5224	Socket, 3/8" DR 3/4" 12 PT
J5226	Socket, 3/8" DR 13/16" 12 PT
J5228	Socket, 3/8" DR 7/8" 12 PT
J5260	Extension, 3/8" DR 3"
J5262	Extension, 3/8" DR 12"
J5270A	Universal Joint, 3/8" DR
J5265	Handle, Hinge 3/8" DR
J5280G	Handle, Speed 1/4" DR 15-1/2"
J5249	Ratchet, Classic Pear Head 3/8" DR
JBM1105	Case, Blow Molded

Weight (lbs): 8.18



12

INCH



3/8" DRIVE 13 PIECE SOCKET SETS - 6 POINT

Product #: **J52126**



INCH



Contents	Description
J5208H	Socket, 3/8" DR 1/4" 6 PT
J5210H	Socket, 3/8" DR 5/16" 6 PT
J5212H	Socket, 3/8" DR 3/8" 6 PT
J5214H	Socket, 3/8" DR 7/16" 6 PT
J5216H	Socket, 3/8" DR 1/2" 6 PT
J5218H	Socket, 3/8" DR 9/16" 6 PT
J5220H	Socket, 3/8" DR 5/8" 6 PT
J5222H	Socket, 3/8" DR 11/16" 6 PT
J5224H	Socket, 3/8" DR 3/4" 6 PT
J5226H	Socket, 3/8" DR 13/16" 6 PT
J5228H	Socket, 3/8" DR 7/8" 6 PT
J5230H	Socket, 3/8" DR 15/16" 6 PT
J5232H	Socket, 3/8" DR 1" 6 PT
J2586	Socket Bar, 13"
J2591	Socket Clip, 3/8" DR

Weight (lbs): 2.10



Product #: **J52114**



INCH



Contents	Description
J5008H	Socket, Deep 3/8" DR 1/4" 6 PT
J5010H	Socket, Deep 3/8" DR 5/16" 6 PT
J5012H	Socket, Deep 3/8" DR 3/8" 6 PT
J5014H	Socket, Deep 3/8" DR 7/16" 6 PT
J5016H	Socket, Deep 3/8" DR 1/2" 6 PT
J5018H	Socket, Deep 3/8" DR 9/16" 6 PT
J5020H	Socket, Deep 3/8" DR 5/8" 6 PT
J5022H	Socket, Deep 3/8" DR 11/16" 6 PT
J5024H	Socket, Deep 3/8" DR 3/4" 6 PT
J5026H	Socket, Deep 3/8" DR 13/16" 6 PT
J5028H	Socket, Deep 3/8" DR 7/8" 6 PT
J5030H	Socket, Deep 3/8" DR 15/16" 6 PT
J5032H	Socket, Deep 3/8" DR 1" 6 PT
J2586	Socket Bar, 13"
J2591	Socket Clip, 3/8" DR

Weight (lbs): 3.73



3/8" DRIVE 13 PIECE SOCKET SET - 12 POINT

Product #: **J52124**



INCH



Contents	Description
J5208	Socket, 3/8" DR 1/4" 12 PT
J5210	Socket, 3/8" DR 5/16" 12 PT
J5212	Socket, 3/8" DR 3/8" 12 PT
J5214	Socket, 3/8" DR 7/16" 12 PT
J5216	Socket, 3/8" DR 1/2" 12 PT
J5218	Socket, 3/8" DR 9/16" 12 PT
J5220	Socket, 3/8" DR 5/8" 12 PT
J5222	Socket, 3/8" DR 11/16" 12 PT
J5224	Socket, 3/8" DR 3/4" 12 PT
J5226	Socket, 3/8" DR 13/16" 12 PT
J5228	Socket, 3/8" DR 7/8" 12 PT
J5230	Socket, 3/8" DR 15/16" 12 PT
J5232	Socket, 3/8" DR 1" 12 PT
J2586	Socket Bar, 13"
J2591	Socket Clip, 3/8" DR

Weight (lbs): 1.96

ASME B107.110-2012



Product #: **J52112**



INCH



Contents	Description
J5008	Socket, Deep 3/8" DR 1/4" 12 PT
J5010	Socket, Deep 3/8" DR 5/16" 12 PT
J5012	Socket, Deep 3/8" DR 3/8" 12 PT
J5014	Socket, Deep 3/8" DR 7/16" 12 PT
J5016	Socket, Deep 3/8" DR 1/2" 12 PT
J5018	Socket, Deep 3/8" DR 9/16" 12 PT
J5020	Socket, Deep 3/8" DR 5/8" 12 PT
J5022	Socket, Deep 3/8" DR 11/16" 12 PT
J5024	Socket, Deep 3/8" DR 3/4" 12 PT
J5026	Socket, Deep 3/8" DR 13/16" 12 PT
J5028	Socket, Deep 3/8" DR 7/8" 12 PT
J5030	Socket, Deep 3/8" DR 15/16" 12 PT
J5032	Socket, Deep 3/8" DR 1" 12 PT
J2586	Socket Bar, 13"
J2591	Socket Clip, 3/8" DR

Weight (lbs): 3.64

ASME B107.110-2012





3/8" DRIVE 13 PIECE SOCKET SETS

Product #: **J52304**

12

INCH



Contents	Description
J5208B	Socket, Black Oxide 3/8" DR 1/4" 12 PT
J5210B	Socket, Black Oxide 3/8" DR 5/16" 12 PT
J5212B	Socket, Black Oxide 3/8" DR 3/8" 12 PT
J5214B	Socket, Black Oxide 3/8" DR 7/16" 12 PT
J5216B	Socket, Black Oxide 3/8" DR 1/2" 12 PT
J5218B	Socket, Black Oxide 3/8" DR 9/16" 12 PT
J5220B	Socket, Black Oxide 3/8" DR 5/8" 12 PT
J5222B	Socket, Black Oxide 3/8" DR 11/16" 12 PT
J5224B	Socket, Black Oxide 3/8" DR 3/4" 12 PT
J5226B	Socket, Black Oxide 3/8" DR 13/16" 12 PT
J5228B	Socket, Black Oxide 3/8" DR 7/8" 12 PT
J5230B	Socket, Black Oxide 3/8" DR 15/16" 12 PT
J5232B	Socket, Black Oxide 3/8" DR 1" 12 PT
J2586	Socket Bar, 13"
J2591	Socket Clip, 3/8" DR

Weight (lbs): 1.93



Product #: **J47213**

6

MM



Contents	Description
J5010MH	Socket, Deep 3/8" DR 10 mm 6 PT
J5012MH	Socket, Deep 3/8" DR 12 mm 6 PT
J5013MH	Socket, Deep 3/8" DR 13 mm 6 PT
J5210MH	Socket, 3/8" DR 10 mm 6 PT
J5211MH	Socket, 3/8" DR 11 mm 6 PT
J5212MH	Socket, 3/8" DR 12 mm 6 PT
J5213MH	Socket, 3/8" DR 13 mm 6 PT
J5214MH	Socket, 3/8" DR 14 mm 6 PT
J5215MH	Socket, 3/8" DR 15 mm 6 PT
J5217MH	Socket, 3/8" DR 17 mm 6 PT
J5219MH	Socket, 3/8" DR 19 mm 6 PT
J5259	Extension, 3/8" DR 1-3/4"
J5249	Ratchet, Classic Pear Head 3/8" DR 7"
J2587	Socket Bar, 17"
J2591	Socket Clip, 3/8" DR

Weight (lbs): 2.36



3/8" DRIVE 12 PIECE SOCKET SETS

Product #: **J52128**

6

INCH



Contents	Description
J5212H	Socket, 3/8" DR 3/8" 6 PT
J5214H	Socket, 3/8" DR 7/16" 6 PT
J5216H	Socket, 3/8" DR 1/2" 6 PT
J5218H	Socket, 3/8" DR 9/16" 6 PT
J5220H	Socket, 3/8" DR 5/8" 6 PT
J5222H	Socket, 3/8" DR 11/16" 6 PT
J5224H	Socket, 3/8" DR 3/4" 6 PT
J5226H	Socket, 3/8" DR 13/16" 6 PT
J5228H	Socket, 3/8" DR 7/8" 6 PT
J5260	Extension, 3/8" DR 3"
J5260-06	Extension, 3/8" DR 6"
J5249	Ratchet, Classic Pear Head 3/8" DR
JBM1103	Case, Blow Molded

Weight (lbs): 3.67



Product #: **J52130**

12

INCH



Contents	Description
J5212	Socket, 3/8" DR 3/8" 12 PT
J5214	Socket, 3/8" DR 7/16" 12 PT
J5216	Socket, 3/8" DR 1/2" 12 PT
J5218	Socket, 3/8" DR 9/16" 12 PT
J5220	Socket, 3/8" DR 5/8" 12 PT
J5222	Socket, 3/8" DR 11/16" 12 PT
J5224	Socket, 3/8" DR 3/4" 12 PT
J5226	Socket, 3/8" DR 13/16" 12 PT
J5228	Socket, 3/8" DR 7/8" 12 PT
J5260	Extension, 3/8" DR 3"
J5260-06	Extension, 3/8" DR 6"
J5249	Ratchet, Classic Pear Head 3/8" DR
JBM1103	Case, Blow Molded

Weight (lbs): 3.70



6 6 POINT
8 8 POINT
12 12 POINT
SPL SPLINE
HEX HEX
FULL POLISH
SATIN
BLACK OXIDE
INSULATED

3/8" DRIVE 12 PIECE SOCKET SETS - 6 POINT

Product #: **J52212**



MM



Contents	Description
J5208MH	Socket, 3/8" DR 8 mm 6 PT
J5209MH	Socket, 3/8" DR 9 mm 6 PT
J5210MH	Socket, 3/8" DR 10 mm 6 PT
J5211MH	Socket, 3/8" DR 11 mm 6 PT
J5212MH	Socket, 3/8" DR 12 mm 6 PT
J5213MH	Socket, 3/8" DR 13 mm 6 PT
J5214MH	Socket, 3/8" DR 14 mm 6 PT
J5215MH	Socket, 3/8" DR 15 mm 6 PT
J5216MH	Socket, 3/8" DR 16 mm 6 PT
J5217MH	Socket, 3/8" DR 17 mm 6 PT
J5218MH	Socket, 3/8" DR 18 mm 6 PT
J5219MH	Socket, 3/8" DR 19 mm 6 PT
J2586	Socket Bar, 13"
J2591	Socket Clip, 3/8" DR

Weight (lbs): 1.35



Product #: **J52205**



MM



Contents	Description
J5008MH	Socket, Deep 3/8" DR 8 mm 6 PT
J5009MH	Socket, Deep 3/8" DR 9 mm 6 PT
J5010MH	Socket, Deep 3/8" DR 10 mm 6 PT
J5011MH	Socket, Deep 3/8" DR 11 mm 6 PT
J5012MH	Socket, Deep 3/8" DR 12 mm 6 PT
J5013MH	Socket, Deep 3/8" DR 13 mm 6 PT
J5014MH	Socket, Deep 3/8" DR 14 mm 6 PT
J5015MH	Socket, Deep 3/8" DR 15 mm 6 PT
J5016MH	Socket, Deep 3/8" DR 16 mm 6 PT
J5017MH	Socket, Deep 3/8" DR 17 mm 6 PT
J5018MH	Socket, Deep 3/8" DR 18 mm 6 PT
J5019MH	Socket, Deep 3/8" DR 19 mm 6 PT
J2586	Socket Bar, 13"
J2591	Socket Clip, 3/8" DR

Weight (lbs): 2.82



3/8" DRIVE 12 PIECE SOCKET SETS - 12 POINT

Product #: **J52216**



MM



Contents	Description
J5208M	Socket, 3/8" DR 8 mm 12 PT
J5209M	Socket, 3/8" DR 9 mm 12 PT
J5210M	Socket, 3/8" DR 10 mm 12 PT
J5211M	Socket, 3/8" DR 11 mm 12 PT
J5212M	Socket, 3/8" DR 12 mm 12 PT
J5213M	Socket, 3/8" DR 13 mm 12 PT
J5214M	Socket, 3/8" DR 14 mm 12 PT
J5215M	Socket, 3/8" DR 15 mm 12 PT
J5216M	Socket, 3/8" DR 16 mm 12 PT
J5217M	Socket, 3/8" DR 17 mm 12 PT
J5218M	Socket, 3/8" DR 18 mm 12 PT
J5219M	Socket, 3/8" DR 19 mm 12 PT
J2586	Socket Bar, 13"
J2591	Socket Clip, 3/8" DR

Weight (lbs): 1.32

ASME B107.110-2012



Product #: **J52209**



MM



Contents	Description
J5008M	Socket, Deep 3/8" DR 8 mm 12 PT
J5009M	Socket, Deep 3/8" DR 9 mm 12 PT
J5010M	Socket, Deep 3/8" DR 10 mm 12 PT
J5011M	Socket, Deep 3/8" DR 11 mm 12 PT
J5012M	Socket, Deep 3/8" DR 12 mm 12 PT
J5013M	Socket, Deep 3/8" DR 13 mm 12 PT
J5014M	Socket, Deep 3/8" DR 14 mm 12 PT
J5015M	Socket, Deep 3/8" DR 15 mm 12 PT
J5016M	Socket, Deep 3/8" DR 16 mm 12 PT
J5017M	Socket, Deep 3/8" DR 17 mm 12 PT
J5018M	Socket, Deep 3/8" DR 18 mm 12 PT
J5019M	Socket, Deep 3/8" DR 19 mm 12 PT
J2586	Socket Bar, 13"
J2591	Socket Clip, 3/8" DR

Weight (lbs): 2.52

ASME B107.110-2012





3/8" DRIVE 10 PIECE SOCKET SETS - 6 POINT

Product #: J52122



INCH



Contents	Description
J5210H	Socket, 3/8" DR 5/16" 6 PT
J5212H	Socket, 3/8" DR 3/8" 6 PT
J5214H	Socket, 3/8" DR 7/16" 6 PT
J5216H	Socket, 3/8" DR 1/2" 6 PT
J5218H	Socket, 3/8" DR 9/16" 6 PT
J5220H	Socket, 3/8" DR 5/8" 6 PT
J5222H	Socket, 3/8" DR 11/16" 6 PT
J5224H	Socket, 3/8" DR 3/4" 6 PT
J5226H	Socket, 3/8" DR 13/16" 6 PT
J5228H	Socket, 3/8" DR 7/8" 6 PT
J2585	Socket Bar, 9"
J2591	Socket Clip, 3/8" DR

Weight (lbs): 1.34



Product #: J52111



INCH



Contents	Description
J5008H	Socket, Deep 3/8" DR 1/4" 6 PT
J5010H	Socket, Deep 3/8" DR 5/16" 6 PT
J5012H	Socket, Deep 3/8" DR 3/8" 6 PT
J5014H	Socket, Deep 3/8" DR 7/16" 6 PT
J5016H	Socket, Deep 3/8" DR 1/2" 6 PT
J5018H	Socket, Deep 3/8" DR 9/16" 6 PT
J5020H	Socket, Deep 3/8" DR 5/8" 6 PT
J5022H	Socket, Deep 3/8" DR 11/16" 6 PT
J5024H	Socket, Deep 3/8" DR 3/4" 6 PT
J5026H	Socket, Deep 3/8" DR 13/16" 6 PT
J2585	Socket Bar, 9"
J2591	Socket Clip, 3/8" DR

Weight (lbs): 2.51



3/8" DRIVE 10 PIECE SOCKET SETS - 12 POINT

Product #: J52118



INCH



Contents	Description
J5210	Socket, 3/8" DR 5/16" 12 PT
J5212	Socket, 3/8" DR 3/8" 12 PT
J5214	Socket, 3/8" DR 7/16" 12 PT
J5216	Socket, 3/8" DR 1/2" 12 PT
J5218	Socket, 3/8" DR 9/16" 12 PT
J5220	Socket, 3/8" DR 5/8" 12 PT
J5222	Socket, 3/8" DR 11/16" 12 PT
J5224	Socket, 3/8" DR 3/4" 12 PT
J5226	Socket, 3/8" DR 13/16" 12 PT
J5228	Socket, 3/8" DR 7/8" 12 PT
J2585	Socket Bar, 9"
J2591	Socket Clip, 3/8" DR

Weight (lbs): 1.30



Product #: J52107



INCH



Contents	Description
J5010	Socket, Deep 3/8" DR 5/16" 12 PT
J5012	Socket, Deep 3/8" DR 3/8" 12 PT
J5014	Socket, Deep 3/8" DR 7/16" 12 PT
J5016	Socket, Deep 3/8" DR 1/2" 12 PT
J5018	Socket, Deep 3/8" DR 9/16" 12 PT
J5020	Socket, Deep 3/8" DR 5/8" 12 PT
J5022	Socket, Deep 3/8" DR 11/16" 12 PT
J5024	Socket, Deep 3/8" DR 3/4" 12 PT
J5026	Socket, Deep 3/8" DR 13/16" 12 PT
J5028	Socket, Deep 3/8" DR 7/8" 12 PT
J2585	Socket Bar, 9"
J2591	Socket Clip, 3/8" DR

Weight (lbs): 2.43



6 POINT
 8 POINT
 12 POINT
 SPL SPLINE
 HEX HEX
 FULL POLISH
 SATIN
 BLACK OXIDE
 INSULATED

3/8" DRIVE 5 PIECE SOCKET SET - 8 POINT

Product #: **J52109**



INCH



Contents	Description
J5208S	Socket, 3/8" DR 1/4" 8PT
J5210S	Socket, 3/8" DR 5/16" 8PT
J5212S	Socket, 3/8" DR 3/8" 8PT
J5214S	Socket, 3/8" DR 7/16" 8PT
J5216S	Socket, 3/8" DR 1/2" 8PT
J2584	Socket, Bar 6-1/4"
J2591	Socket, Clip 3/8" DR

Weight (lbs): 0.50



3/8" DRIVE 10 PIECE METRIC UNIVERSAL SOCKET SET - 6 POINT

Product #: **J52201**



MM



Contents	Description
J5273HAM	Socket, 3/8" DR Universal 10 mm 6 PT
J5274HAM	Socket, 3/8" DR Universal 11 mm 6 PT
J5275HAM	Socket, 3/8" DR Universal 12 mm 6 PT
J5276HAM	Socket, 3/8" DR Universal 13 mm 6 PT
J5277HAM	Socket, 3/8" DR Universal 14 mm 6 PT
J5278HAM	Socket, 3/8" DR Universal 15 mm 6 PT
J5279HAM	Socket, 3/8" DR Universal 16 mm 6 PT
J5280HAM	Socket, 3/8" DR Universal 17 mm 6 PT
J5281HAM	Socket, 3/8" DR Universal 18 mm 6 PT
J5282HAM	Socket, 3/8" DR Universal 19 mm 6 PT
J2585	Socket, Bar 9"
J2591	Socket, Clip 3/8" DR

Weight (lbs): 1.36

ASME B107.5M

3/8" DRIVE 10 PIECE SUPER SHORT SOCKET SET - 6 POINT

Product #: **J52123**



INCH



Contents	Description
J5206HS	Socket, 3/8" DR 3/16" 6 PT Super Short
J5208HS	Socket, 3/8" DR 1/4" 6 PT Super Short
J5210HS	Socket, 3/8" DR 5/16" 6 PT Super Short
J5212HS	Socket, 3/8" DR 3/8" 6 PT Super Short
J5214HS	Socket, 3/8" DR 7/16" 6 PT Super Short
J5216HS	Socket, 3/8" DR 1/2" 6 PT Super Short
J5218HS	Socket, 3/8" DR 9/16" 6 PT Super Short
J5220HS	Socket, 3/8" DR 5/8" 6 PT Super Short
J5222HS	Socket, 3/8" DR 11/16" 6 PT Super Short
J5224HS	Socket, 3/8" DR 3/4" 6 PT Super Short
J2585	Socket, Bar 9"
J2591	Socket, Clip 3/8" DR

Weight (lbs): 0.82



3/8" DRIVE 7 PIECE UNIVERSAL SOCKET SET - 6 POINT

Product #: **J52100**



INCH



Contents	Description
J5273HA	Socket, 3/8" DR Universal 3/8" 6 PT
J5274HA	Socket, 3/8" DR Universal 7/16" 6 PT
J5275HA	Socket, 3/8" DR Universal 1/2" 6 PT
J5276HA	Socket, 3/8" DR Universal 9/16" 6 PT
J5277HA	Socket, 3/8" DR Universal 5/8" 6 PT
J5278HA	Socket, 3/8" DR Universal 11/16" 6 PT
J5279HA	Socket, 3/8" DR Universal 3/4" 6 PT
J2584	Socket, Bar 6-1/4"
J2591	Socket, Clip 3/8" DR

Weight (lbs): 0.97

ASME B107.1

Torx® is a trademark of Acument Intellectual Properties, LLC



3/8" DRIVE 7 PIECE UNIVERSAL SOCKET SETS - 12 POINT

Product #: **J52102**

12

INCH



Contents	Description
J5273A	Socket, 3/8" DR Universal 3/8" 12 PT
J5274A	Socket, 3/8" DR Universal 7/16" 12 PT
J5275A	Socket, 3/8" DR Universal 1/2" 12 PT
J5276A	Socket, 3/8" DR Universal 9/16" 12 PT
J5277A	Socket, 3/8" DR Universal 5/8" 12 PT
J5278A	Socket, 3/8" DR Universal 11/16" 12 PT
J5279A	Socket, 3/8" DR Universal 3/4" 12 PT
J2584	Socket, Bar 6-1/4"
J2591	Socket, Clip 3/8" DR

Weight (lbs): 0.94

ASME B107.1/AS954E S3.8.1

Product #: **J52200**

12

MM



Contents	Description
J5272AM	Socket, 3/8" DR Universal 9 mm 12 PT
J5273AM	Socket, 3/8" DR Universal 10 mm 12 PT
J5274AM	Socket, 3/8" DR Universal 11 mm 12 PT
J5275AM	Socket, 3/8" DR Universal 12 mm 12 PT
J5276AM	Socket, 3/8" DR Universal 13 mm 12 PT
J5277AM	Socket, 3/8" DR Universal 14 mm 12 PT
J5278AM	Socket, 3/8" DR Universal 15 mm 12 PT
J2584	Socket, Bar 6-1/4"
J2591	Socket, Clip 3/8" DR

Weight (lbs): 0.92

ASME B107.5M

3/8" DRIVE 8 PIECE TORX® BIT SET

Product #: **J5239C**



Contents	Description
J5239-15W	Socket, Torx® Bit 3/8" DR T15
J5239-20W	Socket, Torx® Bit 3/8" DR T20
J5239-25W	Socket, Torx® Bit 3/8" DR T25
J5239-27W	Socket, Torx® Bit 3/8" DR T27
J5239-30W	Socket, Torx® Bit 3/8" DR T30
J5239-40W	Socket, Torx® Bit 3/8" DR T40
J5239-45W	Socket, Torx® Bit 3/8" DR T45
J5239-50W	Socket, Torx® Bit 3/8" DR T50
J2585	Socket, Bar 9"
J2591	Socket, Clip 3/8" DR

Weight (lbs): 1.05

3/8" DRIVE 6 PIECE TORX® BIT SET

Product #: **J5238C**



Contents	Description
J5239-15W	Socket, Torx® Bit 3/8" DR T15
J5239-20W	Socket, Torx® Bit 3/8" DR T20
J5239-25W	Socket, Torx® Bit 3/8" DR T25
J5239-27W	Socket, Torx® Bit 3/8" DR T27
J5239-30W	Socket, Torx® Bit 3/8" DR T30
J5239-40W	Socket, Torx® Bit 3/8" DR T40
J2584	Socket, Bar 6-1/4"
J2591	Socket, Clip 3/8" DR

Weight (lbs): 0.78

6 POINT
 8 POINT
 12 POINT
 SPL SPLINE
 HEX HEX
 FULL POLISH
 SATIN
 BLACK OXIDE
 INSULATED

3/8" DRIVE 7 PIECE BALL STYLE EXTRA-LONG HEX BIT SET

Product #: J4900BD



HEX
INCH

Contents	Description
J4904BD	Socket, 3/8" DR 1/8" Ball Style Hex Bit
J4905BD	Socket, 3/8" DR 5/32" Ball Style Hex Bit
J4906BD	Socket, 3/8" DR 3/16" Ball Style Hex Bit
J4907BD	Socket, 3/8" DR 7/32" Ball Style Hex Bit
J4908BD	Socket, 3/8" DR 1/4" Ball Style Hex Bit
J4910BD	Socket, 3/8" DR 5/16" Ball Style Hex Bit
J4912BD	Socket, 3/8" DR 3/8" Ball Style Hex Bit
J2584	Socket, Bar 6-1/4"
J2591	Socket, Clip 3/8" DR

Weight (lbs): 1.46



3/8" DRIVE 7 PIECE EXTRA-LONG HEX BIT SET

Product #: J4990-7XL



HEX
INCH

Contents	Description
J49901/8XL	Socket, Hex Bit 3/8" DR 1/8" X-Long
J49905/32XL	Socket, Hex Bit 3/8" DR 5/32" X-Long
J49903/16XL	Socket, Hex Bit 3/8" DR 3/16" X-Long
J49907/32XL	Socket, Hex Bit 3/8" DR 7/32" X-Long
J49901/4XL	Socket, Hex Bit 3/8" DR 1/4" X-Long
J49905/16XL	Socket, Hex Bit 3/8" DR 5/16" X-Long
J49903/8XL	Socket, Hex Bit 3/8" DR 3/8" X-Long
J2584	Socket, Bar 6-1/4"
J2591	Socket, Clip 3/8" DR

Weight (lbs): 1.21



3/8" DRIVE 6 PIECE METRIC EXTRA-LONG HEX BIT SET

Product #: J4990-SMXL



HEX
MM

Contents	Description
J4990-4MXL	Socket, Hex Bit 3/8" DR 4 mm X-Long
J4990-5MXL	Socket, Hex Bit 3/8" DR 5 mm X-Long
J4990-6MXL	Socket, Hex Bit 3/8" DR 6 mm X-Long
J4990-7MXL	Socket, Hex Bit 3/8" DR 7 mm X-Long
J4990-8MXL	Socket, Hex Bit 3/8" DR 8 mm X-Long
J4990-10MXL	Socket, Hex Bit 3/8" DR 10 mm X-Long
J2584	Socket, Bar 6-1/4"
J2591	Socket, Clip 3/8" DR

Weight (lbs): 1.23



3/8" DRIVE 13 PIECE HEX BIT SET

Product #: J4902A



HEX
INCH MM

Contents	Description
J49901/4	Socket, Hex Bit 3/8" DR 1/4"
J49901/8	Socket, Hex Bit 3/8" DR 1/8"
J49903/16	Socket, Hex Bit 3/8" DR 3/16"
J49903/8	Socket, Hex Bit 3/8" DR 3/8"
J49905/16	Socket, Hex Bit 3/8" DR 5/16"
J49905/32	Socket, Hex Bit 3/8" DR 5/32"
J49907/32	Socket, Hex Bit 3/8" DR 7/32"
J4990-4M	Socket, Hex Bit 3/8" 4 mm
J4990-5M	Socket, Hex Bit 3/8" 5 mm
J4990-6M	Socket, Hex Bit 3/8" 6 mm
J4990-7M	Socket, Hex Bit 3/8" 7 mm
J4990-8M	Socket, Hex Bit 3/8" 8 mm
J4990-10M	Socket, Hex Bit 3/8" 10 mm
J2584	Socket, Bar 6-1/4"
J2585	Socket, Bar 9"
J2591	Socket, Clip 3/8" DR

Weight (lbs): 2.03





3/8" DRIVE 7 PIECE METRIC HEX BIT SET

Product #: **J4900-7C**



HEX
INCH

Contents	Description
J49901/8	Socket, Hex Bit 3/8" DR 1/8"
J49905/32	Socket, Hex Bit 3/8" DR 5/32"
J49903/16	Socket, Hex Bit 3/8" DR 3/16"
J49907/32	Socket, Hex Bit 3/8" DR 7/32"
J49901/4	Socket, Hex Bit 3/8" DR 1/4"
J49905/16	Socket, Hex Bit 3/8" DR 5/16"
J49903/8	Socket, Hex Bit 3/8" DR 3/8"
J2584	Socket, Bar 6-1/4"
J2591	Socket, Clip 3/8" DR

Weight (lbs): 0.99



Product #: **J4990-SMA**



HEX
MM

Contents	Description
J4990-4M	Socket, Hex Bit 3/8" DR 4 mm
J4990-5M	Socket, Hex Bit 3/8" DR 5 mm
J4990-6M	Socket, Hex Bit 3/8" DR 6 mm
J4990-7M	Socket, Hex Bit 3/8" DR 7 mm
J4990-8M	Socket, Hex Bit 3/8" DR 8 mm
J4990-9M	Socket, Hex Bit 3/8" DR 9 mm
J4990-10M	Socket, Hex Bit 3/8" DR 10 mm
J2584	Socket, Bar 6-1/4"
J2591	Socket, Clip 3/8" DR

Weight (lbs): 1.04



3/8" DRIVE 7 PIECE SHORT HEX BIT SETS

Product #: **J4990-7ST**



HEX
INCH

Contents	Description
J49901/8ST	Socket, 3/8" DR 1/8" Hex Bit Short
J49905/32ST	Socket, 3/8" DR 5/32" Hex Bit Short
J49903/16ST	Socket, 3/8" DR 3/16" Hex Bit Short
J49907/32ST	Socket, 3/8" DR 7/32" Hex Bit Short
J49901/4ST	Socket, 3/8" DR 1/4" Hex Bit Short
J49905/16ST	Socket, 3/8" DR 5/16" Hex Bit Short
J49903/8ST	Socket, 3/8" DR 3/8" Hex Bit Short
J2584	Socket, Bar 6-1/4"
J2591	Socket, Clip 3/8" DR

Weight (lbs): 0.84



Product #: **J4990-MST**



HEX
MM

Contents	Description
J4990-4MST	Socket, Hex Bit 3/8" DR 4 mm Short
J4990-5MST	Socket, Hex Bit 3/8" DR 5 mm Short
J4990-6MST	Socket, Hex Bit 3/8" DR 6 mm Short
J4990-7MST	Socket, Hex Bit 3/8" DR 7 mm Short
J4990-8MST	Socket, Hex Bit 3/8" DR 8 mm Short
J4990-9MST	Socket, Hex Bit 3/8" DR 9 mm Short
J4990-10MST	Socket, Hex Bit 3/8" DR 10 mm Short
J2584	Socket, Bar 6-1/4"
J2591	Socket, Clip 3/8" DR

Weight (lbs): 0.83



6 6 POINT
8 8 POINT
12 12 POINT
SPL SPLINE
HEX HEX
FULL POLISH
SATIN
BLACK OXIDE
INSULATED

3/8" DRIVE 7 PIECE ADVANCED HEX BIT SOCKET SET

Product #: **J4990R7SAE**



Contents	Description
J4990R-1/8	Socket, Advanced Hex Bit 3/8" DR 1/8"
J4990R-5/32	Socket, Advanced Hex Bit 3/8" DR 5/32"
J4990R-3/16	Socket, Advanced Hex Bit 3/8" DR 3/16"
J4990R-7/32	Socket, Advanced Hex Bit 3/8" DR 7/32"
J4990R-1/4	Socket, Advanced Hex Bit 3/8" DR 1/4"
J4990R-5/16	Socket, Advanced Hex Bit 3/8" DR 5/16"
J4990R-3/8	Socket, Advanced Hex Bit 3/8" DR 3/8"

Weight (lbs): 0.88



3/8" DRIVE 7 PIECE METRIC ADVANCED HEX BIT SOCKET SET

Product #: **J4990R7MM**



Contents	Description
J4990R-4M	Socket, Advanced Hex Bit 3/8" DR 4 mm
J4990R-5M	Socket, Advanced Hex Bit 1/4" DR 5 mm
J4990R-6M	Socket, Advanced Hex Bit 1/4" DR 6 mm
J4990R-7M	Socket, Advanced Hex Bit 1/4" DR 7 mm
J4990R-8M	Socket, Advanced Hex Bit 1/4" DR 8 mm
J4990R-9M	Socket, Advanced Hex Bit 1/4" DR 9 mm
J4990R-10M	Socket, Advanced Hex Bit 1/4" DR 10 mm

Weight (lbs): 0.92





3/8" & 1/2" DRIVE 50 PIECE COMBINATION SOCKET SET - 6 & 12 POINT

Product #: J47219

6 12

INCH



3/8" & 1/2" DRIVE SOCKET SET

Contents	Description
J5210	Socket, 3/8" DR 5/16" 12 PT
J5211	Socket, 3/8" DR 11/32" 12 PT
J5212	Socket, 3/8" DR 3/8" 12 PT
J5214	Socket, 3/8" DR 7/16" 12 PT
J5216	Socket, 3/8" DR 1/2" 12 PT
J5217	Socket, 3/8" DR 17/32" 12 PT
J5218	Socket, 3/8" DR 9/16" 12 PT
J5219	Socket, 3/8" DR 19/32" 12 PT
J5220	Socket, 3/8" DR 5/8" 12 PT
J5222	Socket, 3/8" DR 11/16" 12 PT
J5224	Socket, 3/8" DR 3/4" 12 PT
J5226	Socket, 3/8" DR 13/16" 12 PT
J5228	Socket, 3/8" DR 7/8" 12 PT
J5230	Socket, 3/8" DR 15/16" 12 PT
J5232	Socket, 3/8" DR 1" 12 PT
J5412H	Socket, 1/2" DR 3/8" 6 PT
J5414H	Socket, 1/2" DR 7/16" 6 PT
J5416H	Socket, 1/2" DR 1/2" 6 PT
J5418H	Socket, 1/2" DR 9/16" 6 PT
J5420H	Socket, 1/2" DR 5/8" 6 PT
J5422H	Socket, 1/2" DR 11/16" 6 PT
J5424H	Socket, 1/2" DR 3/4" 6 PT
J5426H	Socket, 1/2" DR 13/16" 6 PT
J5428H	Socket, 1/2" DR 7/8" 6 PT
J5430H	Socket, 1/2" DR 15/16" 6 PT
J5432H	Socket, 1/2" DR 1" 6 PT
J5434H	Socket, 1/2" DR 1-1/16" 6 PT
J5436H	Socket, 1/2" DR 1-1/8" 6 PT

Contents	Description
J5438H	Socket, 1/2" DR 1-3/16" 6 PT
J5440H	Socket, 1/2" DR 1-1/4" 6 PT
J5442H	Socket, 1/2" DR 1-5/16" 6 PT
J5444H	Socket, 1/2" DR 1-3/8" 6 PT
J5446H	Socket, 1/2" DR 1-7/16" 6 PT
J5448H	Socket, 1/2" DR 1-1/2" 6 PT
J5316H	Socket, Deep 1/2" DR 1/2" 6 PT
J5318H	Socket, Deep 1/2" DR 9/16" 6 PT
J5320H	Socket, Deep 1/2" DR 5/8" 6 PT
J5322H	Socket, Deep 1/2" DR 11/16" 6 PT
J5324H	Socket, Deep 1/2" DR 3/4" 6 PT
J5326H	Socket, Deep 1/2" DR 13/16" 6 PT
J5328H	Socket, Deep 1/2" DR 7/8" 6 PT
J5330H	Socket, Deep 1/2" DR 5/16" 6 PT
J5332H	Socket, Deep 1/2" DR 1" 6 PT
J5334H	Socket, Deep 1/2" DR 1-1/16" 6 PT
J5336H	Socket, Deep 1/2" DR 1-1/8" 6 PT
J5253	Adapter, 3/8" F x 1/2" M
J5260-03L	Extension, Locking 3/8" DR 3"
J5260-06L	Extension, Locking 3/8" DR 6"
J5262L	Extension, Locking 3/8" DR 12"
J5249XLGR	Ratchet, Premium Pear Head 3/8" DR 8-1/2"
J2585	Socket Bar, 9"
J2586	Socket Bar, 13"
J2591	Socket Clip, 3/8" DR
J2592	Socket Clip, 1/2" DR

Weight (lbs): 18.10



6 6 POINT 8 8 POINT 12 12 POINT SPL SPLINE HEX HEX FULL POLISH SATIN BLACK OXIDE INSULATED

3/8" & 1/2" DRIVE 39 PIECE COMBINATION SOCKET SET - 6 POINT

Product #: **J54239A**



INCH



Contents	Description
J5210H	Socket, 3/8" DR 5/16" 6 PT
J5212H	Socket, 3/8" DR 3/8" 6 PT
J5214H	Socket, 3/8" DR 7/16" 6 PT
J5216H	Socket, 3/8" DR 1/2" 6 PT
J5218H	Socket, 3/8" DR 9/16" 6 PT
J5220H	Socket, 3/8" DR 5/8" 6 PT
J5222H	Socket, 3/8" DR 11/16" 6 PT
J5224H	Socket, 3/8" DR 3/4" 6 PT
J5226H	Socket, 3/8" DR 13/16" 6 PT
J5228H	Socket, 3/8" DR 7/8" 6 PT
J5230H	Socket, 3/8" DR 15/16" 6 PT
J5232H	Socket, 3/8" DR 1" 6 PT
J5010H	Socket, Deep 3/8" DR 5/16" 6 PT
J5012H	Socket, Deep 3/8" DR 3/8" 6 PT
J5014H	Socket, Deep 3/8" DR 7/16" 6 PT
J5016H	Socket, Deep 3/8" DR 1/2" 6 PT
J5018H	Socket, Deep 3/8" DR 9/16" 6 PT
J5020H	Socket, Deep 3/8" DR 5/8" 6 PT
J5022H	Socket, Deep 3/8" DR 11/16" 6 PT
J5024H	Socket, Deep 3/8" DR 3/4" 6 PT
J5026H	Socket, Deep 3/8" DR 13/16" 6 PT
J5028H	Socket, Deep 3/8" DR 7/8" 6 PT
J5030H	Socket, Deep 3/8" DR 15/16" 6 PT
J5412H	Socket, 1/2" DR 3/8" 6 PT

Contents	Description
J5414H	Socket, 1/2" DR 7/16" 6 PT
J5416H	Socket, 1/2" DR 1/2" 6 PT
J5418H	Socket, 1/2" DR 9/16" 6 PT
J5420H	Socket, 1/2" DR 5/8" 6 PT
J5422H	Socket, 1/2" DR 11/16" 6 PT
J5424H	Socket, 1/2" DR 3/4" 6 PT
J5426H	Socket, 1/2" DR 13/16" 6 PT
J5428H	Socket, 1/2" DR 7/8" 6 PT
J5430H	Socket, 1/2" DR 15/16" 6 PT
J5432H	Socket, 1/2" DR 1" 6 PT
J5253	Adapter, 3/8" F x 1/2" M

Contents	Description
J5260	Extension, 3/8" DR 3"
J5260-06	Extension, 3/8" DR 6"
J5461	Extension, 1/2" DR 5"
J5249	Ratchet, Classic Pear Head 3/8" DR 7"
J2587	Socket Bar, 17"
J2591	Socket Clip, 3/8" DR
J2592	Socket Clip, 1/2" DR
J9977R	Tool Box, General Purpose Single Latch 19-1/2"

Weight (lbs): 21.61



3/8" & 1/2" DRIVE 10 PIECE HEX BIT SETS

Product #: **J4900A**



INCH

Contents	Description
J49901/8	Socket, Hex Bit 3/8" DR 1/8"
J49905/32	Socket, Hex Bit 3/8" DR 5/32"
J49903/16	Socket, Hex Bit 3/8" DR 3/16"
J49907/32	Socket, Hex Bit 3/8" DR 7/32"
J49901/4	Socket, Hex Bit 3/8" DR 1/4"
J49905/16	Socket, Hex Bit 3/8" DR 5/16"
J49903/8	Socket, Hex Bit 3/8" DR 3/8"
J54411/2	Socket, Hex Bit 1/2" DR 1/2"
J54419/16	Socket, Hex Bit 1/2" DR 9/16"
J54415/8	Socket, Hex Bit 1/2" DR 5/8"
J4968PB	Blow-Molded Case

Weight (lbs): 3.15



Product #: **J4900MA**



MM

Contents	Description
J4990-4M	Socket, Hex Bit 3/8" DR 4 mm
J4990-5M	Socket, Hex Bit 3/8" DR 5 mm
J4990-6M	Socket, Hex Bit 3/8" DR 6 mm
J4990-7M	Socket, Hex Bit 3/8" DR 7 mm
J4990-8M	Socket, Hex Bit 3/8" DR 8 mm
J4990-9M	Socket, Hex Bit 3/8" DR 9 mm
J4990-10M	Socket, Hex Bit 3/8" DR 10 mm
J5441-12M	Socket, Hex Bit 1/2" DR 12 mm
J5441-14M	Socket, Hex Bit 1/2" DR 14 mm
J5441-17M	Socket, Hex Bit 1/2" DR 17 mm
J4968PB	Blow-Molded Case

Weight (lbs): 3.11






1/2" DRIVE 65 PIECE SOCKET, COMBINATION SET - 8 & 12 POINT WITH TOOLBOX

Product #: J54130A
Tools Only: J54132



Contents	Description
J5412S	Socket, 1/2" DR 3/8" 8 PT
J5414S	Socket, 1/2" DR 7/16" 8 PT
J5416S	Socket, 1/2" DR 1/2" 8 PT
J5418S	Socket, 1/2" DR 9/16" 8 PT
J5420S	Socket, 1/2" DR 5/8" 8 PT
J5422S	Socket, 1/2" DR 11/16" 8 PT
J5424S	Socket, 1/2" DR 3/4" 8 PT
J5426S	Socket, 1/2" DR 13/16" 8 PT
J5428S	Socket, 1/2" DR 7/8" 8 PT
J5432S	Socket, 1/2" DR 1" 8 PT
J5412	Socket, 1/2" DR 3/8" 12 PT
J5414	Socket, 1/2" DR 7/16" 12 PT
J5416	Socket, 1/2" DR 1/2" 12 PT
J5418	Socket, 1/2" DR 9/16" 12 PT
J5419	Socket, 1/2" DR 19/32" 12 PT
J5420	Socket, 1/2" DR 5/8" 12 PT
J5422	Socket, 1/2" DR 11/16" 12 PT
J5424	Socket, 1/2" DR 3/4" 12 PT
J5425	Socket, 1/2" DR 25/32" 12 PT
J5426	Socket, 1/2" DR 13/16" 12 PT
J5428	Socket, 1/2" DR 7/8" 12 PT
J5429	Socket, 1/2" DR 29/32" 12 PT
J5430	Socket, 1/2" DR 15/16" 12 PT
J5432	Socket, 1/2" DR 1" 12 PT
J5434	Socket, 1/2" DR 1-1/16" 12 PT
J5436	Socket, 1/2" DR 1-1/8" 12 PT
J5438	Socket, 1/2" DR 1-3/16" 12 PT
J5440	Socket, 1/2" DR 1-1/4" 12 PT
J5442	Socket, 1/2" DR 1-5/16" 12 PT
J5444	Socket, 1/2" DR 1-3/8" 12 PT
J5446	Socket, 1/2" DR 1-7/16" 12 PT
J5448	Socket, 1/2" DR 1-1/2" 12 PT
J5475A	Socket, Universal 1/2" DR 1/2" 12 PT
J5476A	Socket, Universal 1/2" DR 9/16" 12 PT
J5477A	Socket, Universal 1/2" DR 5/8" 12 PT
J54411/2	Socket, Hex Bit 1/2" DR 1/2"
J54411/4	Socket, Hex Bit 1/2" DR 1/4"
J54413/8	Socket, Hex Bit 1/2" DR 3/8"
J54415/16	Socket, Hex Bit 1/2" DR 5/16"
J54415/8	Socket, Hex Bit 1/2" DR 5/8"
J54417/16	Socket, Hex Bit 1/2" DR 7/16"
J54419/16	Socket, Hex Bit 1/2" DR 9/16"
J5444A	Socket, Drive Link 1/2" DR - 3/4"
J5316	Socket, Deep 1/2" DR 1/2" 12 PT
J5318	Socket, Deep 1/2" DR 9/16" 12 PT
J5320	Socket, Deep 1/2" DR 5/8" 12 PT
J5322	Socket, Deep 1/2" DR 11/16" 12 PT
J5324	Socket, Deep 1/2" DR 3/4" 12 PT
J5326	Socket, Deep 1/2" DR 13/16" 12 PT
J5328	Socket, Deep 1/2" DR 7/8" 12 PT



Contents	Description
J5330	Socket, Deep 1/2" DR 15/16" 12 PT
J5332	Socket, Deep 1/2" DR 1" 12 PT
J5334	Socket, Deep 1/2" DR 1-1/16" 12 PT
J5336	Socket, Deep 1/2" DR 1-1/8" 12 PT
J5340	Socket, Deep 1/2" DR 1-1/4" 12 PT
J5460	Extension, 1/2" DR 2-1/2"
J5461	Extension, 1/2" DR 5"
J5463	Extension, 1/2" DR 10"
J5470A	Universal Joint, 1/2" DR
J5447	Ratchet, Adapter 1/2" DR
J5449	Ratchet, Classic Pear Head 1/2" DR 10"
J5450	Ratchet, Long Classic Pear Head 1/2" DR 16"
J5468	Handle, Hinge 1/2" DR 18-5/8"
J5480G	Handle, Speed 1/2" DR
J5485	Handle, Hinge Black Oxide 3/8" DR 8-1/2"
J542715-4SG-D	Chest, Top w/ Drop Front, 27" 4 Drawer

Weight (lbs): 82.0, Tools Only: 27.56



1/2" DRIVE SOCKET SETS



1/2" DRIVE 54 PIECE METRIC SOCKET SET WITH TOOL BOX - 12 POINT

Product #: **J54216A**

Tools Only: **J54218**



Contents	Description
J5410M	Socket, 1/2" DR 10 mm 12 PT
J5411M	Socket, 1/2" DR 11 mm 12 PT
J5412M	Socket, 1/2" DR 12 mm 12 PT
J5413M	Socket, 1/2" DR 13 mm 12 PT
J5414M	Socket, 1/2" DR 14 mm 12 PT
J5415M	Socket, 1/2" DR 15 mm 12 PT
J5416M	Socket, 1/2" DR 16 mm 12 PT
J5417M	Socket, 1/2" DR 17 mm 12 PT
J5418M	Socket, 1/2" DR 18 mm 12 PT
J5419M	Socket, 1/2" DR 19 mm 12 PT
J5420M	Socket, 1/2" DR 20 mm 12 PT
J5421M	Socket, 1/2" DR 21 mm 12 PT
J5422M	Socket, 1/2" DR 22 mm 12 PT
J5423M	Socket, 1/2" DR 23 mm 12 PT
J5424M	Socket, 1/2" DR 24 mm 12 PT
J5425M	Socket, 1/2" DR 25 mm 12 PT
J5426M	Socket, 1/2" DR 26 mm 12 PT
J5427M	Socket, 1/2" DR 27 mm 12 PT
J5428M	Socket, 1/2" DR 28 mm 12 PT
J5429M	Socket, 1/2" DR 29 mm 12 PT
J5430M	Socket, 1/2" DR 30 mm 12 PT
J5432M	Socket, 1/2" DR 32 mm 12 PT
J5436M	Socket, 1/2" DR 36 mm 12 PT
J5441-6M	Socket, Hex Bit 1/2" DR 6 mm
J5441-8M	Socket, Hex Bit 1/2" DR 8 mm
J5441-10M	Socket, Hex Bit 1/2" DR 10 mm
J5441-12M	Socket, Hex Bit 1/2" DR 12 mm
J5441-14M	Socket, Hex Bit 1/2" DR 14 mm
J5441-17M	Socket, Hex Bit 1/2" DR 17 mm
J5310M	Socket, Deep 1/2" DR 10 mm 12 PT
J5311M	Socket, Deep 1/2" DR 11 mm 12 PT
J5312M	Socket, Deep 1/2" DR 12 mm 12 PT
J5313M	Socket, Deep 1/2" DR 13 mm 12 PT
J5314M	Socket, Deep 1/2" DR 14 mm 12 PT
J5315M	Socket, Deep 1/2" DR 15 mm 12 PT
J5316M	Socket, Deep 1/2" DR 16 mm 12 PT
J5317M	Socket, Deep 1/2" DR 17 mm 12 PT
J5318M	Socket, Deep 1/2" DR 18 mm 12 PT
J5319M	Socket, Deep 1/2" DR 19 mm 12 PT
J5320M	Socket, Deep 1/2" DR 20 mm 12 PT
J5321M	Socket, Deep 1/2" DR 21 mm 12 PT
J5322M	Socket, Deep 1/2" DR 22 mm 12 PT
J5324M	Socket, Deep 1/2" DR 24 mm 12 PT

Contents	Description
J5325M	Socket, Deep 1/2" DR 25 mm 12 PT
J5326M	Socket, Deep 1/2" DR 26 mm 12 PT
J5460	Extension, 1/2" DR 2-1/2"
J5461	Extension, 1/2" DR 5"
J5463	Extension, 1/2" DR 10"
J5470A	Universal Joint, 1/2" DR
J5449	Ratchet, Classic Pear Head 1/2" DR 10"
J5450	Ratchet, Long Classic Pear Head 1/2" DR 16"
J5468	Handle, Hinge 1/2" DR 18-5/8"
J5480G	Handle, Speed 1/2" DR
J5485	Handle, Hinge Black Oxide 3/8" DR 8-1/2"
J542715-4SG-D	Chest, Top w/ Drop Front, 27" 4 Drawer, Red

Weight (lbs): 76.88, Tools Only: 25.75





1/2" DRIVE 31 PIECE METRIC SOCKET SETS - 12 POINT

Product #: J54214

12

MM



1/2" DRIVE 30 PIECE SOCKET SETS - 12 POINT

Product #: J54126

12

INCH



1/2" DRIVE SOCKET SETS

Contents	Description
J5410M	Socket, 1/2" DR 10 mm 12 PT
J5411M	Socket, 1/2" DR 11 mm 12 PT
J5412M	Socket, 1/2" DR 12 mm 12 PT
J5413M	Socket, 1/2" DR 13 mm 12 PT
J5414M	Socket, 1/2" DR 14 mm 12 PT
J5415M	Socket, 1/2" DR 15 mm 12 PT
J5416M	Socket, 1/2" DR 16 mm 12 PT
J5417M	Socket, 1/2" DR 17 mm 12 PT
J5418M	Socket, 1/2" DR 18 mm 12 PT
J5419M	Socket, 1/2" DR 19 mm 12 PT
J5420M	Socket, 1/2" DR 20 mm 12 PT
J5421M	Socket, 1/2" DR 21 mm 12 PT
J5422M	Socket, 1/2" DR 22 mm 12 PT
J5423M	Socket, 1/2" DR 23 mm 12 PT
J5424M	Socket, 1/2" DR 24 mm 12 PT
J5425M	Socket, 1/2" DR 25 mm 12 PT
J5426M	Socket, 1/2" DR 26 mm 12 PT
J5316M	Socket, Deep 1/2" DR 16 mm 12 PT
J5317M	Socket, Deep 1/2" DR 17 mm 12 PT
J5318M	Socket, Deep 1/2" DR 18 mm 12 PT
J5319M	Socket, Deep 1/2" DR 19 mm 12 PT
J5320M	Socket, Deep 1/2" DR 20 mm 12 PT
J5321M	Socket, Deep 1/2" DR 21 mm 12 PT
J5322M	Socket, Deep 1/2" DR 22 mm 12 PT
J5324M	Socket, Deep 1/2" DR 24 mm 12 PT
J5325M	Socket, Deep 1/2" DR 25 mm 12 PT
J5326M	Socket, Deep 1/2" DR 26 mm 12 PT
J5461	Extension, 1/2" DR 5"
J5463	Extension, 1/2" DR 10"
J5467	Handle, Hinge 1/2" DR 15-3/4"
J5449	Ratchet, Classic Pear Head 1/2" DR
JBM1207	Case, Blow Molded

Weight (lbs): 17.50



Contents	Description
J5412	Socket, 1/2" DR 3/8" 12 PT
J5414	Socket, 1/2" DR 7/16" 12 PT
J5416	Socket, 1/2" DR 1/2" 12 PT
J5418	Socket, 1/2" DR 9/16" 12 PT
J5420	Socket, 1/2" DR 5/8" 12 PT
J5422	Socket, 1/2" DR 11/16" 12 PT
J5424	Socket, 1/2" DR 3/4" 12 PT
J5426	Socket, 1/2" DR 13/16" 12 PT
J5428	Socket, 1/2" DR 7/8" 12 PT
J5430	Socket, 1/2" DR 15/16" 12 PT
J5432	Socket, 1/2" DR 1" 12 PT
J5434	Socket, 1/2" DR 1-1/16" 12 PT
J5436	Socket, 1/2" DR 1-1/8" 12 PT
J5440	Socket, 1/2" DR 1-1/4" 12 PT
J5316	Socket, Deep 1/2" DR 1/2" 12 PT
J5318	Socket, Deep 1/2" DR 9/16" 12 PT
J5320	Socket, Deep 1/2" DR 5/8" 12 PT
J5322	Socket, Deep 1/2" DR 11/16" 12 PT
J5324	Socket, Deep 1/2" DR 3/4" 12 PT
J5326	Socket, Deep 1/2" DR 13/16" 12 PT
J5328	Socket, Deep 1/2" DR 7/8" 12 PT
J5330	Socket, Deep 1/2" DR 15/16" 12 PT
J5332	Socket, Deep 1/2" DR 1" 12 PT
J5334	Socket, Deep 1/2" DR 1-1/16" 12 PT
J5336	Socket, Deep 1/2" DR 1-1/8" 12 PT
J5340	Socket, Deep 1/2" DR 1-1/4" 12 PT
J5461	Extension, 1/2" DR 5"
J5463	Extension, 1/2" DR 10"
J5467	Handle, Hinge 1/2" DR 15-3/4"
J5449	Ratchet, Classic Pear Head 1/2" DR
JBM1205	Case, Blow Molded

Weight (lbs): 19.90



6 6 POINT
8 8 POINT
12 12 POINT
SPL SPLINE
HEX HEX
FULL POLISH
SATIN
BLACK OXIDE
INSULATED

1/2" DRIVE 29 PIECE METRIC SOCKET SETS - 12 POINTProduct #: **J54212****12****MM**

Contents	Description
J5410M	Socket, 1/2" DR 10 mm 12 PT
J5411M	Socket, 1/2" DR 11 mm 12 PT
J5412M	Socket, 1/2" DR 12 mm 12 PT
J5413M	Socket, 1/2" DR 13 mm 12 PT
J5414M	Socket, 1/2" DR 14 mm 12 PT
J5415M	Socket, 1/2" DR 15 mm 12 PT
J5416M	Socket, 1/2" DR 16 mm 12 PT
J5417M	Socket, 1/2" DR 17 mm 12 PT
J5418M	Socket, 1/2" DR 18 mm 12 PT
J5419M	Socket, 1/2" DR 19 mm 12 PT
J5420M	Socket, 1/2" DR 20 mm 12 PT
J5421M	Socket, 1/2" DR 21 mm 12 PT
J5422M	Socket, 1/2" DR 22 mm 12 PT
J5423M	Socket, 1/2" DR 23 mm 12 PT
J5424M	Socket, 1/2" DR 24 mm 12 PT

Contents	Description
J5425M	Socket, 1/2" DR 25 mm 12 PT
J5426M	Socket, 1/2" DR 26 mm 12 PT
J5427M	Socket, 1/2" DR 27 mm 12 PT
J5428M	Socket, 1/2" DR 28 mm 12 PT
J5429M	Socket, 1/2" DR 29 mm 12 PT
J5430M	Socket, 1/2" DR 30 mm 12 PT
J5432M	Socket, 1/2" DR 32 mm 12 PT
J5436M	Socket, 1/2" DR 36 mm 12 PT
J5460	Extension, 1/2" DR 2-1/2"
J5461	Extension, 1/2" DR 5"
J5463	Extension, 1/2" DR 10"
J5470A	Universal Joint, 1/2" DR
J5467	Handle, Hinge 1/2" DR 15-3/4"
J5449	Ratchet, Classic Pear Head 1/2" DR
JBM1206	Case, Blow Molded

Weight (lbs): 18.41





1/2" DRIVE 27 PIECE TOOL SET - 12 POINT

Product #: **J54128A**

12

INCH



1/2" DRIVE 26 PIECE SOCKET SET - 12 POINT

Product #: **J54124A**

12

INCH



1/2" DRIVE SOCKET SETS

Contents	Description
J5414	Socket, 1/2" DR 7/16" 12 PT
J5416	Socket, 1/2" DR 1/2" 12 PT
J5418	Socket, 1/2" DR 9/16" 12 PT
J5420	Socket, 1/2" DR 5/8" 12 PT
J5422	Socket, 1/2" DR 11/16" 12 PT
J5424	Socket, 1/2" DR 3/4" 12 PT
J5426	Socket, 1/2" DR 13/16" 12 PT
J5428	Socket, 1/2" DR 7/8" 12 PT
J5430	Socket, 1/2" DR 15/16" 12 PT
J5432	Socket, 1/2" DR 1" 12 PT
J5434	Socket, 1/2" DR 1-1/16" 12 PT
J5436	Socket, 1/2" DR 1-1/8" 12 PT
J5440	Socket, 1/2" DR 1-1/4" 12 PT
J5470A	Socket, 1/2" DR Universal Joint
J5320-50	Socket, 1/2" DR Spark Plug 5/8"
J1212ASD	Wrench, Combination 3/8" 12 PT
J1214ASD	Wrench, Combination 7/16" 12 PT
J1216ASD	Wrench, Combination 1/2" 12 PT
J1218ASD	Wrench, Combination 9/16" 12 PT
J1220ASD	Wrench, Combination 5/8" 12 PT
J1222ASD	Wrench, Combination 11/16" 12 PT
J1224ASD	Wrench, Combination 3/4" 12 PT
J5449	Ratchet, 1/2" DR Standard Length Classic Pear Head 10"
J5461	Extension, 1/2" DR 5"
J5463	Extension, 1/2" DR 10"
J5467	Handle, Hinge 1/2" DR 15-3/4"
J206SG	Pliers, Tongue & Groove w/ Grip 10"
J5496R	Set Box

Weight (lbs): 19.09



Contents	Description
J5412	Socket, 1/2" DR 3/8" 12 PT
J5414	Socket, 1/2" DR 7/16" 12 PT
J5416	Socket, 1/2" DR 1/2" 12 PT
J5418	Socket, 1/2" DR 9/16" 12 PT
J5419	Socket, 1/2" DR 19/32" 12 PT
J5420	Socket, 1/2" DR 5/8" 12 PT
J5421	Socket, 1/2" DR 21/32" 12 PT
J5422	Socket, 1/2" DR 11/16" 12 PT
J5424	Socket, 1/2" DR 3/4" 12 PT
J5425	Socket, 1/2" DR 25/32" 12 PT
J5426	Socket, 1/2" DR 13/16" 12 PT
J5428	Socket, 1/2" DR 7/8" 12 PT
J5430	Socket, 1/2" DR 15/16" 12 PT
J5431	Socket, 1/2" DR 31/32" 12 PT
J5432	Socket, 1/2" DR 1" 12 PT
J5434	Socket, 1/2" DR 1-1/16" 12 PT
J5436	Socket, 1/2" DR 1-1/8" 12 PT
J5438	Socket, 1/2" DR 1-3/16" 12 PT
J5440	Socket, 1/2" DR 1-1/4" 12 PT
J5470A	Socket, 1/2" DR Universal Joint
J5449	Ratchet, 1/2" DR Standard Length Classic Pear Head 10"
J5460	Extension, 1/2" DR 2-1/2"
J5461	Extension, 1/2" DR 5"
J5463	Extension, 1/2" DR 10"
J5468	Handle, Hinge 1/2" DR 18-5/8"
J5480G	Handle, Speed 1/2" DR
J5496R	Set Box

Weight (lbs): 17.69



6 6 POINT
8 8 POINT
12 12 POINT
SPL SPLINE
HEX HEX
FULL POLISH
SATIN
BLACK OXIDE
INSULATED

1/2" DRIVE 24 PIECE METRIC SOCKET SETS - 12 POINT

Product #: **J54211**

12

MM



Contents	Description
J5410M	Socket, 1/2" DR 10 mm 12 PT
J5411M	Socket, 1/2" DR 11 mm 12 PT
J5412M	Socket, 1/2" DR 12 mm 12 PT
J5413M	Socket, 1/2" DR 13 mm 12 PT
J5414M	Socket, 1/2" DR 14 mm 12 PT
J5415M	Socket, 1/2" DR 15 mm 12 PT
J5416M	Socket, 1/2" DR 16 mm 12 PT
J5417M	Socket, 1/2" DR 17 mm 12 PT
J5418M	Socket, 1/2" DR 18 mm 12 PT
J5419M	Socket, 1/2" DR 19 mm 12 PT
J5420M	Socket, 1/2" DR 20 mm 12 PT
J5421M	Socket, 1/2" DR 21 mm 12 PT
J5422M	Socket, 1/2" DR 22 mm 12 PT
J5423M	Socket, 1/2" DR 23 mm 12 PT
J5424M	Socket, 1/2" DR 24 mm 12 PT
J5425M	Socket, 1/2" DR 25 mm 12 PT
J5426M	Socket, 1/2" DR 26 mm 12 PT
J5427M	Socket, 1/2" DR 27 mm 12 PT
J5428M	Socket, 1/2" DR 28 mm 12 PT
J5429M	Socket, 1/2" DR 29 mm 12 PT
J5430M	Socket, 1/2" DR 30 mm 12 PT
J5431M	Socket, 1/2" DR 31 mm 12 PT
J5432M	Socket, 1/2" DR 32 mm 12 PT
J5436M	Socket, 1/2" DR 36 mm 12 PT
J2586	Socket, Bar 13"
J2587	Socket Bar, 17"
J2592	Socket Clip, 1/2" DR

Weight (lbs): 7.69



1/2" DRIVE 23 PIECE METRIC SOCKET SET - 6 POINT

Product #: **J54209**

6

MM



Contents	Description
J5410MH	Socket, 1/2" DR 10 mm 6 PT
J5411MH	Socket, 1/2" DR 11 mm 6 PT
J5412MH	Socket, 1/2" DR 12 mm 6 PT
J5413MH	Socket, 1/2" DR 13 mm 6 PT
J5414MH	Socket, 1/2" DR 14 mm 6 PT
J5415MH	Socket, 1/2" DR 15 mm 6 PT
J5416MH	Socket, 1/2" DR 16 mm 6 PT
J5417MH	Socket, 1/2" DR 17 mm 6 PT
J5418MH	Socket, 1/2" DR 18 mm 6 PT
J5419MH	Socket, 1/2" DR 19 mm 6 PT
J5420MH	Socket, 1/2" DR 20 mm 6 PT
J5421MH	Socket, 1/2" DR 21 mm 6 PT
J5422MH	Socket, 1/2" DR 22 mm 6 PT
J5423MH	Socket, 1/2" DR 23 mm 6 PT
J5424MH	Socket, 1/2" DR 24 mm 6 PT
J5425MH	Socket, 1/2" DR 25 mm 6 PT
J5426MH	Socket, 1/2" DR 26 mm 6 PT
J5427MH	Socket, 1/2" DR 27 mm 6 PT
J5428MH	Socket, 1/2" DR 28 mm 6 PT
J5429MH	Socket, 1/2" DR 29 mm 6 PT
J5430MH	Socket, 1/2" DR 30 mm 6 PT
J5431MH	Socket, 1/2" DR 31 mm 6 PT
J5432MH	Socket, 1/2" DR 32 mm 6 PT
J2586	Socket, Bar 13"
J2587	Socket, Bar 17"
J2592	Socket, Clip 1/2" DR

Weight (lbs): 6.97






1/2" DRIVE 23 PIECE METRIC DEEP SOCKET SET - 12 POINT

Product #: J54201

12

MM



Contents	Description
J5310M	Socket, 1/2" DR 10 mm 12 PT Deep
J5311M	Socket, 1/2" DR 11 mm 12 PT Deep
J5312M	Socket, 1/2" DR 12 mm 12 PT Deep
J5313M	Socket, 1/2" DR 13 mm 12 PT Deep
J5314M	Socket, 1/2" DR 14 mm 12 PT Deep
J5315M	Socket, 1/2" DR 15 mm 12 PT Deep
J5316M	Socket, 1/2" DR 16 mm 12 PT Deep
J5317M	Socket, 1/2" DR 17 mm 12 PT Deep
J5318M	Socket, 1/2" DR 18 mm 12 PT Deep
J5319M	Socket, 1/2" DR 19 mm 12 PT Deep
J5320M	Socket, 1/2" DR 20 mm 12 PT Deep
J5321M	Socket, 1/2" DR 21 mm 12 PT Deep
J5322M	Socket, 1/2" DR 22 mm 12 PT Deep
J5323M	Socket, 1/2" DR 23 mm 12 PT Deep
J5324M	Socket, 1/2" DR 24 mm 12 PT Deep
J5325M	Socket, 1/2" DR 25 mm 12 PT Deep
J5326M	Socket, 1/2" DR 26 mm 12 PT Deep
J5327M	Socket, 1/2" DR 27 mm 12 PT Deep
J5328M	Socket, 1/2" DR 28 mm 12 PT Deep
J5329M	Socket, 1/2" DR 29 mm 12 PT Deep
J5330M	Socket, 1/2" DR 30 mm 12 PT Deep
J5331M	Socket, 1/2" DR 31 mm 12 PT Deep
J5332M	Socket, 1/2" DR 32 mm 12 PT Deep
J2586	Socket, Bar 13"
J2587	Socket, Bar 17"
J2592	Socket, Clip 1/2" DR

Weight (lbs): 8.95



1/2" DRIVE 22 PIECE METRIC SOCKET SET - 12 POINT

Product #: J54210A

12

MM



Contents	Description
J5410M	Socket, 1/2" DR 10 mm 12 PT
J5411M	Socket, 1/2" DR 11 mm 12 PT
J5412M	Socket, 1/2" DR 12 mm 12 PT
J5413M	Socket, 1/2" DR 13 mm 12 PT
J5414M	Socket, 1/2" DR 14 mm 12 PT
J5415M	Socket, 1/2" DR 15 mm 12 PT
J5416M	Socket, 1/2" DR 16 mm 12 PT
J5417M	Socket, 1/2" DR 17 mm 12 PT
J5418M	Socket, 1/2" DR 18 mm 12 PT
J5419M	Socket, 1/2" DR 19 mm 12 PT
J5420M	Socket, 1/2" DR 20 mm 12 PT
J5421M	Socket, 1/2" DR 21 mm 12 PT
J5422M	Socket, 1/2" DR 22 mm 12 PT
J5423M	Socket, 1/2" DR 23 mm 12 PT
J5424M	Socket, 1/2" DR 24 mm 12 PT
J5425M	Socket, 1/2" DR 25 mm 12 PT
J5426M	Socket, 1/2" DR 26 mm 12 PT
J5470A	Socket, 1/2" DR Universal Joint
J5449	Ratchet, 1/2" DR Standard Length Classic Pear Head 10"
J5461	Extension, 1/2" DR 5"
J5463	Extension, 1/2" DR 10"
J5468	Handle, Hinge 1/2" DR 18-5/8"
J5496R	Set Box

Weight (lbs): 15.21



1/2" DRIVE SOCKET SETS

1/2" DRIVE 19 PIECE SOCKET SETS

Product #: **J54109**



6

INCH

Contents	Description
J5412H	Socket, 1/2" DR 3/8" 6 PT
J5414H	Socket, 1/2" DR 7/16" 6 PT
J5416H	Socket, 1/2" DR 1/2" 6 PT
J5418H	Socket, 1/2" DR 9/16" 6 PT
J5420H	Socket, 1/2" DR 5/8" 6 PT
J5422H	Socket, 1/2" DR 11/16" 6 PT
J5424H	Socket, 1/2" DR 3/4" 6 PT
J5426H	Socket, 1/2" DR 13/16" 6 PT
J5428H	Socket, 1/2" DR 7/8" 6 PT
J5430H	Socket, 1/2" DR 15/16" 6 PT
J5432H	Socket, 1/2" DR 1" 6 PT
J5434H	Socket, 1/2" DR 1-1/16" 6 PT
J5436H	Socket, 1/2" DR 1-1/8" 6 PT
J5438H	Socket, 1/2" DR 1-3/16" 6 PT
J5440H	Socket, 1/2" DR 1-1/4" 6 PT
J5442H	Socket, 1/2" DR 1-5/16" 6 PT
J5444H	Socket, 1/2" DR 1-3/8" 6 PT
J5446H	Socket, 1/2" DR 1-7/16" 6 PT
J5448H	Socket, 1/2" DR 1-1/2" 6 PT
J2587	Socket Bar, 17"
J2592	Socket Clip, 1/2" DR

Weight (lbs): 7.58



Product #: **J54101**



6

INCH

Contents	Description
J5312H	Socket, Deep 1/2" DR 3/8" 6 PT
J5314H	Socket, Deep 1/2" DR 7/16" 6 PT
J5316H	Socket, Deep 1/2" DR 1/2" 6 PT
J5318H	Socket, Deep 1/2" DR 9/16" 6 PT
J5320H	Socket, Deep 1/2" DR 5/8" 6 PT
J5322H	Socket, Deep 1/2" DR 11/16" 6 PT
J5324H	Socket, Deep 1/2" DR 3/4" 6 PT
J5326H	Socket, Deep 1/2" DR 13/16" 6 PT
J5328H	Socket, Deep 1/2" DR 7/8" 6 PT
J5330H	Socket, Deep 1/2" DR 5/16" 6 PT
J5332H	Socket, Deep 1/2" DR 1" 6 PT
J5334H	Socket, Deep 1/2" DR 1-1/16" 6 PT
J5336H	Socket, Deep 1/2" DR 1-1/8" 6 PT
J5338H	Socket, Deep 1/2" DR 1-3/16" 6 PT
J5340H	Socket, Deep 1/2" DR 1-1/4" 6 PT
J5342H	Socket, Deep 1/2" DR 1-5/16" 6 PT
J5344H	Socket, Deep 1/2" DR 1-3/8" 6 PT
J5346H	Socket, Deep 1/2" DR 1-7/16" 6 PT
J5348H	Socket, Deep 1/2" DR 1-1/2" 6 PT
J2587	Socket Bar, 17"
J2592	Socket Clip, 1/2" DR

Weight (lbs): 14.18



Product #: **J54113**



12

INCH

Contents	Description
J5412	Socket, 1/2" DR 3/8" 12 PT
J5414	Socket, 1/2" DR 7/16" 12 PT
J5416	Socket, 1/2" DR 1/2" 12 PT
J5418	Socket, 1/2" DR 9/16" 12 PT
J5420	Socket, 1/2" DR 5/8" 12 PT
J5422	Socket, 1/2" DR 11/16" 12 PT
J5424	Socket, 1/2" DR 3/4" 12 PT
J5426	Socket, 1/2" DR 13/16" 12 PT
J5428	Socket, 1/2" DR 7/8" 12 PT
J5430	Socket, 1/2" DR 15/16" 12 PT
J5432	Socket, 1/2" DR 1" 12 PT
J5434	Socket, 1/2" DR 1-1/16" 12 PT
J5436	Socket, 1/2" DR 1-1/8" 12 PT
J5438	Socket, 1/2" DR 1-3/16" 12 PT
J5440	Socket, 1/2" DR 1-1/4" 12 PT
J5442	Socket, 1/2" DR 1-5/16" 12 PT
J5444	Socket, 1/2" DR 1-3/8" 12 PT
J5446	Socket, 1/2" DR 1-7/16" 12 PT
J5448	Socket, 1/2" DR 1-1/2" 12 PT
J2587	Socket Bar, 17"
J2592	Socket Clip, 1/2" DR

Weight (lbs): 7.25



Product #: **J54105**



12

INCH

Contents	Description
J5312	Socket, Deep 1/2" DR 3/8" 12 PT
J5314	Socket, Deep 1/2" DR 7/16" 12 PT
J5316	Socket, Deep 1/2" DR 1/2" 12 PT
J5318	Socket, Deep 1/2" DR 9/16" 12 PT
J5320	Socket, Deep 1/2" DR 5/8" 12 PT
J5322	Socket, Deep 1/2" DR 11/16" 12 PT
J5324	Socket, Deep 1/2" DR 3/4" 12 PT
J5326	Socket, Deep 1/2" DR 13/16" 12 PT
J5328	Socket, Deep 1/2" DR 7/8" 12 PT
J5330	Socket, Deep 1/2" DR 15/16" 12 PT
J5332	Socket, Deep 1/2" DR 1" 12 PT
J5334	Socket, Deep 1/2" DR 1-1/16" 12 PT
J5336	Socket, Deep 1/2" DR 1-1/8" 12 PT
J5338	Socket, Deep 1/2" DR 1-3/16" 12 PT
J5340	Socket, Deep 1/2" DR 1-1/4" 12 PT
J5342	Socket, Deep 1/2" DR 1-5/16" 12 PT
J5344	Socket, Deep 1/2" DR 1-3/8" 12 PT
J5346	Socket, Deep 1/2" DR 1-7/16" 12 PT
J5348	Socket, Deep 1/2" DR 1-1/2" 12 PT
J2587	Socket Bar, 17"
J2592	Socket Clip, 1/2" DR

Weight (lbs): 14.00





1/2" DRIVE 18 PIECE SOCKET SETS

Product #: **J54122**

Contents	Description
J5412H	Socket, 1/2" DR 3/8" 6 PT
J5414H	Socket, 1/2" DR 7/16" 6 PT
J5416H	Socket, 1/2" DR 1/2" 6 PT
J5418H	Socket, 1/2" DR 9/16" 6 PT
J5420H	Socket, 1/2" DR 5/8" 6 PT
J5422H	Socket, 1/2" DR 11/16" 6 PT
J5424H	Socket, 1/2" DR 3/4" 6 PT
J5426H	Socket, 1/2" DR 13/16" 6 PT
J5428H	Socket, 1/2" DR 7/8" 6 PT
J5430H	Socket, 1/2" DR 15/16" 6 PT
J5432H	Socket, 1/2" DR 1" 6 PT
J5434H	Socket, 1/2" DR 1-1/16" 6 PT
J5436H	Socket, 1/2" DR 1-1/8" 6 PT
J5438H	Socket, 1/2" DR 1-3/16" 6 PT
J5440H	Socket, 1/2" DR 1-1/4" 6 PT
J5461	Extension, 1/2" DR 5"
J5467	Handle, Hinge 1/2" DR 15-3/4"
J5449	Ratchet, Classic Pear Head 1/2" DR
JBM1204	Case, Blow Molded

Weight (lbs): 12.04



6

INCH



1/2" DRIVE SOCKET SETS

Product #: **J54120**

Contents	Description
J5412	Socket, 1/2" DR 3/8" 12 PT
J5414	Socket, 1/2" DR 7/16" 12 PT
J5416	Socket, 1/2" DR 1/2" 12 PT
J5418	Socket, 1/2" DR 9/16" 12 PT
J5420	Socket, 1/2" DR 5/8" 12 PT
J5422	Socket, 1/2" DR 11/16" 12 PT
J5424	Socket, 1/2" DR 3/4" 12 PT
J5426	Socket, 1/2" DR 13/16" 12 PT
J5428	Socket, 1/2" DR 7/8" 12 PT
J5430	Socket, 1/2" DR 15/16" 12 PT
J5432	Socket, 1/2" DR 1" 12 PT
J5434	Socket, 1/2" DR 1-1/16" 12 PT
J5436	Socket, 1/2" DR 1-1/8" 12 PT
J5438	Socket, 1/2" DR 1-3/16" 12 PT
J5440	Socket, 1/2" DR 1-1/4" 12 PT
J5461	Extension, 1/2" DR 5"
J5467	Handle, Hinge 1/2" DR 15-3/4"
J5449	Ratchet, Classic Pear Head 1/2" DR
JBM1204	Case, Blow Molded

Weight (lbs): 11.80



12

INCH



6 6 POINT
8 8 POINT
12 12 POINT
SPL SPLINE
HEX HEX
FULL POLISH
SATIN
BLACK OXIDE
INSULATED

1/2" DRIVE 16 PIECE SOCKET SETS - 12 POINT

Product #: **J54118**

12

INCH



Contents	Description
J5414	Socket, 1/2" DR 7/16" 12 PT
J5416	Socket, 1/2" DR 1/2" 12 PT
J5418	Socket, 1/2" DR 9/16" 12 PT
J5420	Socket, 1/2" DR 5/8" 12 PT
J5422	Socket, 1/2" DR 11/16" 12 PT
J5424	Socket, 1/2" DR 3/4" 12 PT
J5426	Socket, 1/2" DR 13/16" 12 PT
J5428	Socket, 1/2" DR 7/8" 12 PT
J5430	Socket, 1/2" DR 15/16" 12 PT
J5432	Socket, 1/2" DR 1" 12 PT
J5461	Extension, 1/2" DR 5"
J5463	Extension, 1/2" DR 10"
J5470A	Universal Joint, 1/2" DR
J5467	Handle, Hinge 1/2" DR 15-3/4"
J5480G	Handle, Speed 1/2" DR
J5449	Ratchet, Classic Pear Head 1/2" DR
JBM1208	Case, Blow Molded

Weight (lbs): 13.48



Product #: **J54208**

12

MM



Contents	Description
J5410M	Socket, 1/2" DR 10 mm 12 PT
J5411M	Socket, 1/2" DR 11 mm 12 PT
J5412M	Socket, 1/2" DR 12 mm 12 PT
J5413M	Socket, 1/2" DR 13 mm 12 PT
J5414M	Socket, 1/2" DR 14 mm 12 PT
J5415M	Socket, 1/2" DR 15 mm 12 PT
J5416M	Socket, 1/2" DR 16 mm 12 PT
J5417M	Socket, 1/2" DR 17 mm 12 PT
J5418M	Socket, 1/2" DR 18 mm 12 PT
J5419M	Socket, 1/2" DR 19 mm 12 PT
J5420M	Socket, 1/2" DR 20 mm 12 PT
J5421M	Socket, 1/2" DR 21 mm 12 PT
J5422M	Socket, 1/2" DR 22 mm 12 PT
J5423M	Socket, 1/2" DR 23 mm 12 PT
J5461	Extension, 1/2" DR 5"
J5449	Ratchet, Classic Pear Head 1/2" DR
JBM1208	Case, Blow Molded

Weight (lbs): 7.32





1/2" DRIVE 15 PIECE SOCKET SETS

Product #: **J54110**

6

INCH



Contents	Description
J5412H	Socket, 1/2" DR 3/8" 6 PT
J5414H	Socket, 1/2" DR 7/16" 6 PT
J5416H	Socket, 1/2" DR 1/2" 6 PT
J5418H	Socket, 1/2" DR 9/16" 6 PT
J5420H	Socket, 1/2" DR 5/8" 6 PT
J5422H	Socket, 1/2" DR 11/16" 6 PT
J5424H	Socket, 1/2" DR 3/4" 6 PT
J5426H	Socket, 1/2" DR 13/16" 6 PT
J5428H	Socket, 1/2" DR 7/8" 6 PT
J5430H	Socket, 1/2" DR 15/16" 6 PT
J5432H	Socket, 1/2" DR 1" 6 PT
J5434H	Socket, 1/2" DR 1-1/16" 6 PT
J5436H	Socket, 1/2" DR 1-1/8" 6 PT
J5438H	Socket, 1/2" DR 1-3/16" 6 PT
J5440H	Socket, 1/2" DR 1-1/4" 6 PT
J2587	Socket Bar, 17"
J2592	Socket Clip, 1/2" DR

Weight (lbs): 4.45



Product #: **J54114**

12

INCH



Contents	Description
J5412	Socket, 1/2" DR 3/8" 12 PT
J5414	Socket, 1/2" DR 7/16" 12 PT
J5416	Socket, 1/2" DR 1/2" 12 PT
J5418	Socket, 1/2" DR 9/16" 12 PT
J5420	Socket, 1/2" DR 5/8" 12 PT
J5422	Socket, 1/2" DR 11/16" 12 PT
J5424	Socket, 1/2" DR 3/4" 12 PT
J5426	Socket, 1/2" DR 13/16" 12 PT
J5428	Socket, 1/2" DR 7/8" 12 PT
J5430	Socket, 1/2" DR 15/16" 12 PT
J5432	Socket, 1/2" DR 1" 12 PT
J5434	Socket, 1/2" DR 1-1/16" 12 PT
J5436	Socket, 1/2" DR 1-1/8" 12 PT
J5438	Socket, 1/2" DR 1-3/16" 12 PT
J5440	Socket, 1/2" DR 1-1/4" 12 PT
J2587	Socket Bar, 17"
J2592	Socket Clip, 1/2" DR

Weight (lbs): 4.26



1/2" DRIVE SOCKET SETS

1/2" DRIVE 15 PIECE SOCKET SETS - 12 POINT

Product #: **J54302**

12

INCH

Contents	Description
J5412B	Socket, Black Oxide 1/2" DR 3/8" 12 PT
J5414B	Socket, Black Oxide 1/2" DR 7/16" 12 PT
J5416B	Socket, Black Oxide 1/2" DR 1/2" 12 PT
J5418B	Socket, Black Oxide 1/2" DR 9/16" 12 PT
J5420B	Socket, Black Oxide 1/2" DR 5/8" 12 PT
J5422B	Socket, Black Oxide 1/2" DR 11/16" 12 PT
J5424B	Socket, Black Oxide 1/2" DR 3/4" 12 PT
J5426B	Socket, Black Oxide 1/2" DR 13/16" 12 PT
J5428B	Socket, Black Oxide 1/2" DR 7/8" 12 PT
J5430B	Socket, Black Oxide 1/2" DR 15/16" 12 PT
J5432B	Socket, Black Oxide 1/2" DR 1" 12 PT
J5434B	Socket, Black Oxide 1/2" DR 1-1/16" 12 PT
J5436B	Socket, Black Oxide 1/2" DR 1-1/8" 12 PT
J5438B	Socket, Black Oxide 1/2" DR 1-3/16" 12 PT
J5440B	Socket, Black Oxide 1/2" DR 1-1/4" 12 PT
J2587	Socket Bar, 17"
J2592	Socket Clip, 1/2" DR

Weight (lbs): 4.47



6 6 POINT 8 8 POINT 12 12 POINT SPL SPLINE HEX HEX FULL POLISH SATIN BLACK OXIDE INSULATED

1/2" DRIVE 15 PIECE METRIC SOCKET SETS

Product #: **J54205**

6

MM



Contents	Description
J5410MH	Socket, 1/2" DR 10 mm 6 PT
J5411MH	Socket, 1/2" DR 11 mm 6 PT
J5412MH	Socket, 1/2" DR 12 mm 6 PT
J5413MH	Socket, 1/2" DR 13 mm 6 PT
J5414MH	Socket, 1/2" DR 14 mm 6 PT
J5415MH	Socket, 1/2" DR 15 mm 6 PT
J5416MH	Socket, 1/2" DR 16 mm 6 PT
J5417MH	Socket, 1/2" DR 17 mm 6 PT
J5418MH	Socket, 1/2" DR 18 mm 6 PT
J5419MH	Socket, 1/2" DR 19 mm 6 PT
J5420MH	Socket, 1/2" DR 20 mm 6 PT
J5421MH	Socket, 1/2" DR 21 mm 6 PT
J5422MH	Socket, 1/2" DR 22 mm 6 PT
J5423MH	Socket, 1/2" DR 23 mm 6 PT
J5424MH	Socket, 1/2" DR 24 mm 6 PT
J2587	Socket, Bar 17"
J2592	Socket, Clip 1/2" DR

Weight (lbs): 3.30



Product #: **J54206**

12

MM



Contents	Description
J5410M	Socket, 1/2" DR 10 mm 12 PT
J5411M	Socket, 1/2" DR 11 mm 12 PT
J5412M	Socket, 1/2" DR 12 mm 12 PT
J5413M	Socket, 1/2" DR 13 mm 12 PT
J5414M	Socket, 1/2" DR 14 mm 12 PT
J5415M	Socket, 1/2" DR 15 mm 12 PT
J5416M	Socket, 1/2" DR 16 mm 12 PT
J5417M	Socket, 1/2" DR 17 mm 12 PT
J5418M	Socket, 1/2" DR 18 mm 12 PT
J5419M	Socket, 1/2" DR 19 mm 12 PT
J5420M	Socket, 1/2" DR 20 mm 12 PT
J5421M	Socket, 1/2" DR 21 mm 12 PT
J5422M	Socket, 1/2" DR 22 mm 12 PT
J5423M	Socket, 1/2" DR 23 mm 12 PT
J5424M	Socket, 1/2" DR 24 mm 12 PT
J2587	Socket Bar, 17"
J2592	Socket Clip, 1/2" DR

Weight (lbs): 3.08



1/2" DRIVE 15 PIECE DEEP SOCKET SETS

Product #: **J54103**

6

INCH



Contents	Description
J5312H	Socket, Deep 1/2" DR 3/8" 6 PT
J5314H	Socket, Deep 1/2" DR 7/16" 6 PT
J5316H	Socket, Deep 1/2" DR 1/2" 6 PT
J5318H	Socket, Deep 1/2" DR 9/16" 6 PT
J5320H	Socket, Deep 1/2" DR 5/8" 6 PT
J5322H	Socket, Deep 1/2" DR 11/16" 6 PT
J5324H	Socket, Deep 1/2" DR 3/4" 6 PT
J5326H	Socket, Deep 1/2" DR 13/16" 6 PT
J5328H	Socket, Deep 1/2" DR 7/8" 6 PT
J5330H	Socket, Deep 1/2" DR 5/16" 6 PT
J5332H	Socket, Deep 1/2" DR 1" 6 PT
J5334H	Socket, Deep 1/2" DR 1-1/16" 6 PT
J5336H	Socket, Deep 1/2" DR 1-1/8" 6 PT
J5338H	Socket, Deep 1/2" DR 1-3/16" 6 PT
J5340H	Socket, Deep 1/2" DR 1-1/4" 6 PT
J2587	Socket Bar, 17"
J2592	Socket Clip, 1/2" DR

Weight (lbs): 8.18



Product #: **J54107**

12

INCH



Contents	Description
J5312	Socket, Deep 1/2" DR 3/8" 12 PT
J5314	Socket, Deep 1/2" DR 7/16" 12 PT
J5316	Socket, Deep 1/2" DR 1/2" 12 PT
J5318	Socket, Deep 1/2" DR 9/16" 12 PT
J5320	Socket, Deep 1/2" DR 5/8" 12 PT
J5322	Socket, Deep 1/2" DR 11/16" 12 PT
J5324	Socket, Deep 1/2" DR 3/4" 12 PT
J5326	Socket, Deep 1/2" DR 13/16" 12 PT
J5328	Socket, Deep 1/2" DR 7/8" 12 PT
J5330	Socket, Deep 1/2" DR 15/16" 12 PT
J5332	Socket, Deep 1/2" DR 1" 12 PT
J5334	Socket, Deep 1/2" DR 1-1/16" 12 PT
J5336	Socket, Deep 1/2" DR 1-1/8" 12 PT
J5338	Socket, Deep 1/2" DR 1-3/16" 12 PT
J5340	Socket, Deep 1/2" DR 1-1/4" 12 PT
J2587	Socket Bar, 17"
J2592	Socket Clip, 1/2" DR

Weight (lbs): 7.95





1/2" DRIVE 15 PIECE METRIC DEEP SOCKET SET - 12 POINT

Product #: J54207

12

MM



Contents	Description
J5310M	Socket, Deep 1/2" DR 10 mm 12 PT
J5311M	Socket, Deep 1/2" DR 11 mm 12 PT
J5312M	Socket, Deep 1/2" DR 12 mm 12 PT
J5313M	Socket, Deep 1/2" DR 13 mm 12 PT
J5314M	Socket, Deep 1/2" DR 14 mm 12 PT
J5315M	Socket, Deep 1/2" DR 15 mm 12 PT
J5316M	Socket, Deep 1/2" DR 16 mm 12 PT
J5317M	Socket, Deep 1/2" DR 17 mm 12 PT
J5318M	Socket, Deep 1/2" DR 18 mm 12 PT
J5319M	Socket, Deep 1/2" DR 19 mm 12 PT
J5320M	Socket, Deep 1/2" DR 20 mm 12 PT
J5321M	Socket, Deep 1/2" DR 21 mm 12 PT
J5322M	Socket, Deep 1/2" DR 22 mm 12 PT
J5323M	Socket, Deep 1/2" DR 23 mm 12 PT
J5324M	Socket, Deep 1/2" DR 24 mm 12 PT
J2587	Socket, Bar 17"
J2592	Socket, Clip 1/2" DR

Weight (lbs): 6.04



1/2" DRIVE 12 PIECE SOCKET SETS

Product #: J54116

12

INCH



Contents	Description
J5414	Socket, 1/2" DR 7/16" 12 PT
J5416	Socket, 1/2" DR 1/2" 12 PT
J5418	Socket, 1/2" DR 9/16" 12 PT
J5420	Socket, 1/2" DR 5/8" 12 PT
J5422	Socket, 1/2" DR 11/16" 12 PT
J5424	Socket, 1/2" DR 3/4" 12 PT
J5426	Socket, 1/2" DR 13/16" 12 PT
J5428	Socket, 1/2" DR 7/8" 12 PT
J5430	Socket, 1/2" DR 15/16" 12 PT
J5432	Socket, 1/2" DR 1" 12 PT
J5461	Extension, 1/2" DR 5"
J5449	Ratchet, Classic Pear Head 1/2" DR
JB1201	Case, Blow Molded

Weight (lbs): 5.88



1/2" DRIVE 11 PIECE DEEP SOCKET SET - 12 POINT

Product #: J54104

12

INCH

Contents	Description
J5316	Socket, Deep 1/2" DR 1/2" 12 PT
J5318	Socket, Deep 1/2" DR 9/16" 12 PT
J5320	Socket, Deep 1/2" DR 5/8" 12 PT
J5322	Socket, Deep 1/2" DR 11/16" 12 PT
J5324	Socket, Deep 1/2" DR 3/4" 12 PT
J5326	Socket, Deep 1/2" DR 13/16" 12 PT
J5328	Socket, Deep 1/2" DR 7/8" 12 PT
J5330	Socket, Deep 1/2" DR 15/16" 12 PT
J5332	Socket, Deep 1/2" DR 1" 12 PT
J5334	Socket, Deep 1/2" DR 1-1/16" 12 PT
J5336	Socket, Deep 1/2" DR 1-1/8" 12 PT
J2587	Socket Bar, 17"
J2592	Socket Clip, 1/2" DR

Weight (lbs): 5.68



6 6 POINT
8 8 POINT
12 12 POINT
SPL SPLINE
HEX HEX
FULL POLISH
SATIN
BLACK OXIDE
INSULATED

1/2" DRIVE 7 PIECE HEX BIT SET

Product #: J5441-7



INCH



Contents	Description
J54411/4	Socket, Hex Bit 1/2" DR 1/4"
J54415/16	Socket, Hex Bit 1/2" DR 5/16"
J54413/8	Socket, Hex Bit 1/2" DR 3/8"
J54417/16	Socket, Hex Bit 1/2" DR 7/16"
J54411/2	Socket, Hex Bit 1/2" DR 1/2"
J54419/16	Socket, Hex Bit 1/2" DR 9/16"
J54415/8	Socket, Hex Bit 1/2" DR 5/8"
J2585	Socket, Bar 9"
J2592	Socket, Clip 1/2" DR

Weight (lbs): 2.93



1/2" DRIVE 10 PIECE METRIC HEX BIT SET

Product #: J5441-MA



MM



Contents	Description
J5441-6M	Socket, Hex Bit 1/2" DR 6 mm
J5441-8M	Socket, Hex Bit 1/2" DR 8 mm
J5441-10M	Socket, Hex Bit 1/2" DR 10 mm
J5441-12M	Socket, Hex Bit 1/2" DR 12 mm
J5441-13M	Socket, Hex Bit 1/2" DR 13 mm
J5441-14M	Socket, Hex Bit 1/2" DR 14 mm
J5441-15M	Socket, Hex Bit 1/2" DR 15 mm
J5441-17M	Socket, Hex Bit 1/2" DR 17 mm
J5441-18M	Socket, Hex Bit 1/2" DR 18 mm
J5441-19M	Socket, Hex Bit 1/2" DR 19 mm
J2586	Socket, Bar 13"
J2592	Socket, Clip 1/2" DR

Weight (lbs): 5.40



1/2" DRIVE 6 PIECE METRIC HEX BIT SET

Product #: J5441-SM



MM



Contents	Description
J5441-6M	Socket, Hex Bit 1/2" DR 6 mm
J5441-8M	Socket, Hex Bit 1/2" DR 8 mm
J5441-10M	Socket, Hex Bit 1/2" DR 10 mm
J5441-12M	Socket, Hex Bit 1/2" DR 12 mm
J5441-14M	Socket, Hex Bit 1/2" DR 14 mm
J5441-17M	Socket, Hex Bit 1/2" DR 17 mm
J2585	Socket, Bar 9"
J2592	Socket, Clip 1/2" DR

Weight (lbs): 2.55



1/2" DRIVE 6 PIECE EXTRA-LONG HEX BIT SET

Product #: J5441-6XL



INCH



Contents	Description
J54411/4XL	Socket, Hex Bit 1/2" DR 1/4" Extra-Long
J54415/16XL	Socket, Hex Bit 1/2" DR 5/16" Extra-Long
J5441/8XL	Socket, Hex Bit 1/2" DR 3/8" Extra-Long
J54411/2XL	Socket, Hex Bit 1/2" DR 1/2" Extra-Long
J54419/16XL	Socket, Hex Bit 1/2" DR 9/16" Extra-Long
J54415/8XL	Socket, Hex Bit 1/2" DR 5/8" Extra-Long
J2585	Socket, Bar 9"
J2592	Socket, Clip 1/2" DR

Weight (lbs): 3.59





1/2" DRIVE 8 PIECE ADVANCED HEX BIT SOCKET SET

Product #: J5441R8SAE



1/2" DRIVE 8 PIECE METRIC ADVANCED HEX BIT SOCKET SET

Product #: J5441R8MM



1/2" DRIVE ADVANCED HEX BIT SOCKET SETS

Contents	Description
J5441R-5/16	Socket, Advanced Hex Bit 1/2" DR 5/16"
J5441R-3/8	Socket, Advanced Hex Bit 1/2" DR 3/8"
J5441R-7/16	Socket, Advanced Hex Bit 1/2" DR 7/16"
J5441R-1/2	Socket, Advanced Hex Bit 1/2" DR 1/2"
J5441R-9/16	Socket, Advanced Hex Bit 1/2" DR 9/16"
J5441R-5/8	Socket, Advanced Hex Bit 1/2" DR 5/8"
J5441R-11/16	Socket, Advanced Hex Bit 1/2" DR 11/16"
J5441R-3/4	Socket, Advanced Hex Bit 1/2" DR 3/4"

Weight (lbs): 2.69



Contents	Description
J5441R-11M	Socket, Advanced Hex Bit 1/2" DR 11 mm
J5441R-12M	Socket, Advanced Hex Bit 1/2" DR 12 mm
J5441R-13M	Socket, Advanced Hex Bit 1/2" DR 13 mm
J5441R-14M	Socket, Advanced Hex Bit 1/2" DR 14 mm
J5441R-15M	Socket, Advanced Hex Bit 1/2" DR 15 mm
J5441R-17M	Socket, Advanced Hex Bit 1/2" DR 17 mm
J5441R-18M	Socket, Advanced Hex Bit 1/2" DR 18 mm
J5441R-19M	Socket, Advanced Hex Bit 1/2" DR 19 mm

Weight (lbs): 3.06



3/4" DRIVE 42 PIECE COMBINATION SOCKET SETS - 6 AND 12 POINT

6 12

INCH

Product #: J55106A

Contents	Description
J5524	Socket, 3/4" DR 3/4" 12 PT
J5526	Socket, 3/4" DR 13/16" 12 PT
J5528	Socket, 3/4" DR 7/8" 12 PT
J5530	Socket, 3/4" DR 15/16" 12 PT
J5532	Socket, 3/4" DR 1" 12 PT
J5534	Socket, 3/4" DR 1-1/16" 12 PT
J5536	Socket, 3/4" DR 1-1/8" 12 PT
J5538	Socket, 3/4" DR 1-3/16" 12 PT
J5540	Socket, 3/4" DR 1-1/4" 12 PT
J5542	Socket, 3/4" DR 1-5/16" 12 PT
J5544	Socket, 3/4" DR 1-3/8" 12 PT
J5546	Socket, 3/4" DR 1-7/16" 12 PT
J5548	Socket, 3/4" DR 1-1/2" 12 PT
J5550	Socket, 3/4" DR 1-9/16" 12 PT
J5552	Socket, 3/4" DR 1-5/8" 12 PT
J5554	Socket, 3/4" DR 1-11/16" 12 PT
J5556	Socket, 3/4" DR 1-3/4" 12 PT
J5558	Socket, 3/4" DR 1-13/16" 12 PT
J5560	Socket, 3/4" DR 1-7/8" 12 PT
J5564	Socket, 3/4" DR 2" 12 PT
J5568	Socket, 3/4" DR 2-1/8" 12 PT
J5570	Socket, 3/4" DR 2-3/16" 12 PT

Contents	Description
J5572	Socket, 3/4" DR 2-1/4" 12 PT
J5576	Socket, 3/4" DR 2-3/8" 12 PT
J5528HL	Socket, Deep 3/4" DR 7/8" 6 PT
J5530HL	Socket, Deep 3/4" DR 15/16" 6 PT
J5532HL	Socket, Deep 3/4" DR 1" 6 PT
J5534HL	Socket, Deep 3/4" DR 1-1/16" 6 PT
J5536HL	Socket, Deep 3/4" DR 1-1/8" 6 PT
J5540HL	Socket, Deep 3/4" DR 1-1/4" 6 PT
J5542HL	Socket, Deep 3/4" DR 1-5/16" 6 PT
J5544HL	Socket, Deep 3/4" DR 1-3/8" 6 PT
J5546HL	Socket, Deep 3/4" DR 1-7/16" 6 PT
J5548HL	Socket, Deep 3/4" DR 1-1/2" 6 PT
J5552HL	Socket, Deep 3/4" DR 1-5/8" 6 PT
J5660	Extension, 3/4" DR 4"
J5661	Extension, 3/4" DR 8"
J5663	Extension, 3/4" DR 16"
J5670	Universal Joint, 3/4" DR
J5649	Ratchet, Classic Pear Head 3/4" DR 20"
J5668	Handle, Hinge 1/4" DR 5-3/4"
J5685	Handle, Sliding-T 1/4" DR
J5697R	Set Box, 14-1/2"

Weight (lbs): 92.35



3/4" DRIVE 29 PIECE COMBINATION SOCKET SETS - 12 POINT

Product #: J55104A

12

INCH

Contents	Description
J5528	Socket, 3/4" DR 7/8" 12 PT
J5530	Socket, 3/4" DR 15/16" 12 PT
J5532	Socket, 3/4" DR 1" 12 PT
J5534	Socket, 3/4" DR 1-1/16" 12 PT
J5536	Socket, 3/4" DR 1-1/8" 12 PT
J5538	Socket, 3/4" DR 1-3/16" 12 PT
J5540	Socket, 3/4" DR 1-1/4" 12 PT
J5542	Socket, 3/4" DR 1-5/16" 12 PT
J5544	Socket, 3/4" DR 1-3/8" 12 PT
J5546	Socket, 3/4" DR 1-7/16" 12 PT
J5548	Socket, 3/4" DR 1-1/2" 12 PT
J5550	Socket, 3/4" DR 1-9/16" 12 PT
J5552	Socket, 3/4" DR 1-5/8" 12 PT
J5554	Socket, 3/4" DR 1-11/16" 12 PT
J5556	Socket, 3/4" DR 1-3/4" 12 PT
J5558	Socket, 3/4" DR 1-13/16" 12 PT
J5560	Socket, 3/4" DR 1-7/8" 12 PT
J5564	Socket, 3/4" DR 2" 12 PT
J5568	Socket, 3/4" DR 2-1/8" 12 PT
J5570	Socket, 3/4" DR 2-3/16" 12 PT
J5572	Socket, 3/4" DR 2-1/4" 12 PT
J5576	Socket, 3/4" DR 2-3/8" 12 PT

Contents	Description
J5660	Extension, 3/4" DR 4"
J5661	Extension, 3/4" DR 8"
J5663	Extension, 3/4" DR 16"
J5670	Universal Joint, 3/4" DR

Contents	Description
J5649	Ratchet, Classic Pear Head 3/4" DR 20"
J5668	Handle, Hinge 1/4" DR 5-3/4"
J5685	Handle, Sliding-T 1/4" DR
J5697R	Set Box, 14-1/2"

Weight (lbs): 69.40





3/4" DRIVE 28 PIECE METRIC SOCKET SET - 12 POINT

Product #: J55202A

12

MM



Contents	Description
J5521M	Socket, 3/4" DR 21 mm 12 PT
J5522M	Socket, 3/4" DR 22 mm 12 PT
J5523M	Socket, 3/4" DR 23 mm 12 PT
J5524M	Socket, 3/4" DR 24 mm 12 PT
J5525M	Socket, 3/4" DR 25 mm 12 PT
J5526M	Socket, 3/4" DR 26 mm 12 PT
J5527M	Socket, 3/4" DR 27 mm 12 PT
J5528M	Socket, 3/4" DR 28 mm 12 PT
J5529M	Socket, 3/4" DR 29 mm 12 PT
J5530M	Socket, 3/4" DR 30 mm 12 PT
J5532M	Socket, 3/4" DR 32 mm 12 PT
J5535M	Socket, 3/4" DR 35 mm 12 PT
J5536M	Socket, 3/4" DR 36 mm 12 PT
J5538M	Socket, 3/4" DR 38 mm 12 PT
J5541M	Socket, 3/4" DR 41 mm 12 PT
J5542M	Socket, 3/4" DR 42 mm 12 PT
J5546M	Socket, 3/4" DR 46 mm 12 PT
J5550M	Socket, 3/4" DR 50 mm 12 PT
J5554M	Socket, 3/4" DR 54 mm 12 PT
J5555M	Socket, 3/4" DR 55 mm 12 PT
J5558M	Socket, 3/4" DR 58 mm 12 PT
J5560M	Socket, 3/4" DR 60 mm 12 PT
J5660	Extension, 3/4" DR 4"
J5661	Extension, 3/4" DR 8"
J5670	Universal Joint, 3/4" DR
J5649	Ratchet, Classic Pear Head 3/4" DR 20"
J5668	Handle, Hinge 1/4" DR 5-3/4"
J5685	Handle, Sliding-T 1/4" DR
J5696R	Set Box, 9-1/16"

Weight (lbs): 67.48



3/4" DRIVE 20 PIECE COMBINATION SOCKET SETS - 12 POINT

Product #: J55102A

12

INCH



Contents	Description
J5528	Socket, 3/4" DR 7/8" 12 PT
J5530	Socket, 3/4" DR 15/16" 12 PT
J5532	Socket, 3/4" DR 1" 12 PT
J5534	Socket, 3/4" DR 1-1/16" 12 PT
J5536	Socket, 3/4" DR 1-1/8" 12 PT
J5540	Socket, 3/4" DR 1-1/4" 12 PT
J5542	Socket, 3/4" DR 1-5/16" 12 PT
J5544	Socket, 3/4" DR 1-3/8" 12 PT
J5546	Socket, 3/4" DR 1-7/16" 12 PT
J5548	Socket, 3/4" DR 1-1/2" 12 PT
J5552	Socket, 3/4" DR 1-5/8" 12 PT
J5556	Socket, 3/4" DR 1-3/4" 12 PT
J5558	Socket, 3/4" DR 1-13/16" 12 PT
J5560	Socket, 3/4" DR 1-7/8" 12 PT
J5564	Socket, 3/4" DR 2" 12 PT
J5661	Extension, 3/4" DR 8"
J5663	Extension, 3/4" DR 16"
J5649	Ratchet, Classic Pear Head 3/4" DR 20"
J5668	Handle, Hinge 1/4" DR 5-3/4"
J5685	Handle, Sliding-T 1/4" DR
J5696R	Set Box, 9-1/16"

Weight (lbs): 57.12



3/4" DRIVE SOCKET SETS

6 6 POINT
8 8 POINT
12 12 POINT
SPL SPLINE
HEX HEX
FULL POLISH
SATIN
BLACK OXIDE
INSULATED

3/4" DRIVE 19 PIECE METRIC SOCKET SET - 12 POINT

Product #: **J55200A**

Contents	Description
J5524M	Socket, 3/4" DR 24 mm 12 PT
J5525M	Socket, 3/4" DR 25 mm 12 PT
J5526M	Socket, 3/4" DR 26 mm 12 PT
J5527M	Socket, 3/4" DR 27 mm 12 PT
J5528M	Socket, 3/4" DR 28 mm 12 PT
J5529M	Socket, 3/4" DR 29 mm 12 PT
J5530M	Socket, 3/4" DR 30 mm 12 PT
J5531M	Socket, 3/4" DR 31 mm 12 PT
J5532M	Socket, 3/4" DR 32 mm 12 PT
J5535M	Socket, 3/4" DR 35 mm 12 PT
J5536M	Socket, 3/4" DR 36 mm 12 PT
J5538M	Socket, 3/4" DR 38 mm 12 PT
J5541M	Socket, 3/4" DR 41 mm 12 PT
J5542M	Socket, 3/4" DR 42 mm 12 PT
J5546M	Socket, 3/4" DR 46 mm 12 PT
J5661	Extension, 3/4" DR 8"
J5663	Extension, 3/4" DR 16"
J5649	Ratchet, Classic Pear Head 3/4" DR 20"
J5668	Handle, Hinge 1/4" DR 5-3/4"
J5695R	Set Box, 7-15/16"

Weight (lbs): 39.60



12

MM



3/4" DRIVE 13 PIECE COMBINATION SOCKET SETS - 12 POINT

Product #: **J55100A**

12

INCH



Contents	Description
J5528	Socket, 3/4" DR 7/8" 12 PT
J5530	Socket, 3/4" DR 15/16" 12 PT
J5532	Socket, 3/4" DR 1" 12 PT
J5534	Socket, 3/4" DR 1-1/16" 12 PT
J5536	Socket, 3/4" DR 1-1/8" 12 PT
J5538	Socket, 3/4" DR 1-3/16" 12 PT
J5540	Socket, 3/4" DR 1-1/4" 12 PT
J5542	Socket, 3/4" DR 1-5/16" 12 PT
J5544	Socket, 3/4" DR 1-3/8" 12 PT
J5546	Socket, 3/4" DR 1-7/16" 12 PT
J5548	Socket, 3/4" DR 1-1/2" 12 PT
J5661	Extension, 3/4" DR 8"
J5649	Ratchet, Classic Pear Head 3/4" DR 20"
J5694R	Set Box, 6-1/2"

Weight (lbs): 27.97



3/4" DRIVE 11 PIECE DEEP SOCKET SET - 6 POINT

Product #: **J55108**

6

INCH



Contents	Description
J5528HL	Socket, Deep 3/4" DR 7/8" 6 PT
J5530HL	Socket, Deep 3/4" DR 15/16" 6 PT
J5532HL	Socket, Deep 3/4" DR 1" 6 PT
J5534HL	Socket, Deep 3/4" DR 1-1/16" 6 PT
J5536HL	Socket, Deep 3/4" DR 1-1/8" 6 PT
J5540HL	Socket, Deep 3/4" DR 1-1/4" 6 PT
J5542HL	Socket, Deep 3/4" DR 1-5/16" 6 PT
J5544HL	Socket, Deep 3/4" DR 1-3/8" 6 PT
J5546HL	Socket, Deep 3/4" DR 1-7/16" 6 PT
J5548HL	Socket, Deep 3/4" DR 1-1/2" 6 PT
J5552HL	Socket, Deep 3/4" DR 1-5/8" 6 PT
J5694R	Box, Tool

Weight (lbs): 26.55





1" DRIVE 29 PIECE SOCKET SET - 12 POINT

Product #: **J57104A**

12

INCH



Contents	Description
J5734	Socket, 1" DR 1-1/16" 12 PT
J5736	Socket, 1" DR 1-1/8" 12 PT
J5738	Socket, 1" DR 1-3/16" 12 PT
J5740	Socket, 1" DR 1-1/4" 12 PT
J5742	Socket, 1" DR 1-5/16" 12 PT
J5744	Socket, 1" DR 1-3/8" 12 PT
J5746	Socket, 1" DR 1-7/16" 12 PT
J5748	Socket, 1" DR 1-1/2" 12 PT
J5752	Socket, 1" DR 1-5/8" 12 PT
J5758	Socket, 1" DR 1-13/16" 12 PT
J5760	Socket, 1" DR 1-7/8" 12 PT
J5764	Socket, 1" DR 2" 12 PT
J5770	Socket, 1" DR 2-3/16" 12 PT
J5772	Socket, 1" DR 2-1/4" 12 PT
J5776	Socket, 1" DR 2-3/8" 12 PT
J5780	Socket, 1" DR 2-1/2" 12 PT
J5782	Socket, 1" DR 2-9/16" 12 PT
J5784	Socket, 1" DR 2-5/8" 12 PT
J5788	Socket, 1" DR 2-3/4" 12 PT
J5794	Socket, 1" DR 2-15/16" 12 PT
J5796	Socket, 1" DR 3" 12 PT
J5800	Socket, 1" DR 3-1/8" 12 PT
J5812	Socket, 1" DR 3-1/2" 12 PT
J5861	Extension, 1" DR 8"
J5863	Extension, 1" DR 17"
J5849	Ratchet, Classic Pear Head 1" DR 26"
J5885	Drive Plug, Sliding 1" DR 3"
J5868	Handle, Hinge 1" DR 27"
J5884	Handle, Hinge 3/8" DR 7-7/8"
J5896R	Set Box, 35-3/8"

Weight (lbs): 135.50



1" DRIVE 27 PIECE SOCKET SET - 12 POINT

Product #: **J57102A**

12

INCH



Contents	Description
J5748	Socket, 1" DR 1-1/2" 12 PT
J5752	Socket, 1" DR 1-5/8" 12 PT
J5758	Socket, 1" DR 1-13/16" 12 PT
J5760	Socket, 1" DR 1-7/8" 12 PT
J5764	Socket, 1" DR 2" 12 PT
J5770	Socket, 1" DR 2-3/16" 12 PT
J5772	Socket, 1" DR 2-1/4" 12 PT
J5776	Socket, 1" DR 2-3/8" 12 PT
J5780	Socket, 1" DR 2-1/2" 12 PT
J5782	Socket, 1" DR 2-9/16" 12 PT
J5784	Socket, 1" DR 2-5/8" 12 PT
J5788	Socket, 1" DR 2-3/4" 12 PT
J5794	Socket, 1" DR 2-15/16" 12 PT
J5796	Socket, 1" DR 3" 12 PT
J5800	Socket, 1" DR 3-1/8" 12 PT
J5812	Socket, 1" DR 3-1/2" 12 PT
J5861	Extension, 1" DR 8"
J5863	Extension, 1" DR 17"
J5849	Ratchet, Classic Pear Head 1" DR 26"
J5885	Drive Plug, Sliding 1" DR 3"
J5868	Handle, Hinge 1" DR 27"
J5884	Handle, Hinge 3/8" DR 7-7/8"
J5896R	Set Box, 35-3/8"

Weight (lbs): 129.50



1" DRIVE 17 PIECE SOCKET SET - 12 POINT

Product #: **J57100A**

12

INCH



Contents	Description
J5734	Socket, 1" DR 1-1/16" 12 PT
J5736	Socket, 1" DR 1-1/8" 12 PT
J5738	Socket, 1" DR 1-3/16" 12 PT
J5740	Socket, 1" DR 1-1/4" 12 PT
J5742	Socket, 1" DR 1-5/16" 12 PT
J5744	Socket, 1" DR 1-3/8" 12 PT
J5746	Socket, 1" DR 1-7/16" 12 PT
J5748	Socket, 1" DR 1-1/2" 12 PT
J5752	Socket, 1" DR 1-5/8" 12 PT
J5754	Socket, 1" DR 1-11/16" 12 PT
J5756	Socket, 1" DR 1-3/4" 12 PT
J5758	Socket, 1" DR 1-13/16" 12 PT
J5760	Socket, 1" DR 1-7/8" 12 PT
J5764	Socket, 1" DR 2" 12 PT
J5861	Extension, 1" DR 8"
J5849	Ratchet, Classic Pear Head 1" DR 26"
J5868	Handle, Hinge 1" DR 27"
J5894R	Set Box, 31-13/16"

Weight (lbs): 65.50



FACOM® 1/4" DRIVE 10 PIECE METRIC INSULATED SOCKET SET - 6 POINT


Product #: R.400AVSE


Contents	Description
R.6AVSE	Socket, Insul. VSE 1/4" DR 6 mm 6 PT
R.7AVSE	Socket, Insul. VSE 1/4" DR 7 mm 6 PT
R.8AVSE	Socket, Insul. VSE 1/4" DR 8 mm 6 PT
R.10AVSE	Socket, Insul. VSE 1/4" DR 10 mm 6 PT
R.12AVSE	Socket, Insul. VSE 1/4" DR 12 mm 6 PT
RT.4AVSE	Socket, Hex Bit Insul. VSE 1/4" DR 4 mm 6 PT
RT.5AVSE	Socket, Hex Bit Insul. VSE 1/4" DR 5 mm 6 PT
RT.6AVSE	Socket, Hex Bit Insul. VSE 1/4" DR 6 mm 6 PT
R.210AVSE	Extension, 1/4" DR 1000V VSE 4-9/16"
R.151AVSE	Ratchet, 1/4" DR 1000V VSE 4-7/8"

Weight (lbs): 1.47

FACOM® 3/8" DRIVE 17 PIECE INSULATED SOCKET SET - 12 POINT


Product #: J.401AVSE


Contents	Description
J.8AVSE	Socket, Insul. VSE 3/8" DR 8 mm 12 PT
J.10AVSE	Socket, Insul. VSE 3/8" DR 10 mm 12 PT
J.11AVSE	Socket, Insul. VSE 3/8" DR 11 mm 12 PT
J.12AVSE	Socket, Insul. VSE 3/8" DR 12 mm 12 PT
J.13AVSE	Socket, Insul. VSE 3/8" DR 13 mm 12 PT
J.14AVSE	Socket, Insul. VSE 3/8" DR 14 mm 12 PT
J.15AVSE	Socket, Insul. VSE 3/8" DR 15 mm 12 PT
J.17AVSE	Socket, Insul. VSE 3/8" DR 17 mm 12 PT
J.19AVSE	Socket, Insul. VSE 3/8" DR 19 mm 12 PT
JT.4AVSE	Socket, Hex Bit Insul. VSE 3/8" DR 4 mm
JT.5AVSE	Socket, Hex Bit Insul. VSE 3/8" DR 5 mm
JT.6AVSE	Socket, Hex Bit Insul. VSE 3/8" DR 6 mm
JT.7AVSE	Socket, Hex Bit Insul. VSE 3/8" DR 7 mm
JT.8AVSE	Socket, Hex Bit Insul. VSE 3/8" DR 8 mm
J.210AVSE	Extension, 3/8" DR 1000V VSE 5-29/32"
J.151AVSE	Ratchet, 1000V VSE 3/8" DR 7"
J.121AVSE	T-Handle, 1000V VSE 8" 3/8" DR

Weight (lbs): 4.96

FACOM® 1/2" DRIVE 17 PIECE INSULATED SOCKET SET - 12 POINT


Product #: S.401AVSE


Contents	Description
S.8AVSE	Socket, Insul. VSE 1/2" DR 8 mm 12 PT
S.9AVSE	Socket, Insul. VSE 1/2" DR 9 mm 12 PT
S.10AVSE	Socket, Insul. VSE 1/2" DR 10 mm 12 PT
S.11AVSE	Socket, Insul. VSE 1/2" DR 11 mm 12 PT
S.12AVSE	Socket, Insul. VSE 1/2" DR 12 mm 12 PT
S.13AVSE	Socket, Insul. VSE 1/2" DR 13 mm 12 PT
S.14AVSE	Socket, Insul. VSE 1/2" DR 14 mm 12 PT
S.17AVSE	Socket, Insul. VSE 1/2" DR 17 mm 12 PT
S.19AVSE	Socket, Insul. VSE 1/2" DR 19 mm 12 PT
ST.8AVSE	Socket, Hex Bit Insul. VSE 1/2" DR 8 mm
ST.10AVSE	Socket, Hex Bit Insul. VSE 1/2" DR 10 mm
ST.12AVSE	Socket, Hex Bit Insul. VSE 1/2" DR 12 mm
ST.14AVSE	Socket, Hex Bit Insul. VSE 1/2" DR 14 mm
ST.17AVSE	Socket, Hex Bit Insul. VSE 1/2" DR 17 mm
FT-S.210AVSE	Extension, 1/2" DR 1000V VSE 5-45/64"

Contents	Description
S.151AVSE	Ratchet, 1/2" DR 1000V VSE 10-3/8"
S.121AVSE	T-Handle, 1000V VSE 8-17/64" 1/2" DR

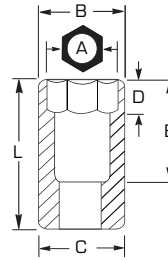
Weight (lbs): 7.56



1/4" DRIVE SOCKETS



- Full polish sockets meet and exceed stringent aerospace specification AS4984A which requires tools to have a thicker nickel-chrome coating for greater corrosion-resistance and durability.
- PROTO® Sockets with TorquePlus™ are ideal for use on stubborn or damaged fasteners, and also on fasteners made from soft materials.



- Radius-corner socket design
- Engages flats for better grip
- Improves the ability to turn worn or rounded fasteners

1/4" DRIVE SOCKETS

INCH	6	6	12	12	Nut End Outside Diameter (in) (B)	Drive End Outside Diameter (in) (C)	Nut Depth (in) (D)	Bolt Clearance Depth (in) (E)	Overall Length (in) (L)	Weight (lbs)
1/8	J4704	J4704B	-	-	1/4	5/32	15/32	11/32	7/8	0.02
5/32	J4705	J4705B	J4705T	J4705TB	17/64	31/64	11/64	11/32	7/8	0.03
3/16	J4706	J4706B	J4706T	J4706TB	5/16	31/64	13/64	11/32	7/8	0.03
7/32	J4707	J4707B	J4707T	J4707TB	11/32	31/64	13/64	11/32	7/8	0.02
1/4	J4708	J4708B*	J4708T	J4708TB	11/32	31/64	7/32	11/32	7/8	0.02
9/32	J4709	J4709B*	J4709T	J4709TB	27/64	31/64	1/4	11/32	7/8	0.02
5/16	J4710	J4710B	J4710T	J4710TB	31/64	31/64	19/64	9/16	7/8	0.03
11/32	J4711	J4711B*	J4711T	J4711TB	33/64	33/64	11/32	17/32	7/8	0.03
3/8	J4712	J4712B*	J4712T	J4712TB	9/16	11/32	17/32	17/32	7/8	0.03
7/16	J4714	J4714B*	J4714T	J4714TB	5/8	5/8	23/64	17/32	7/8	0.05
1/2	J4716	J4716B*	J4716T	J4716TB	11/16	11/16	23/64	17/32	7/8	0.06
9/16	J4718	J4718B	J4718T	J4718TB	47/64	47/64	23/64	9/16	7/8	0.07
5/8	J4720A	J4720AB	-	-	5/8	3/8	7/8	9/16	7/8	0.09

*SAE AS4984A ASME B107.110-2012

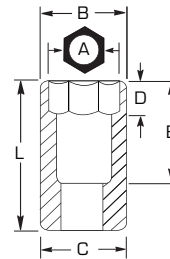
MM	6	12	Nut End Outside Diameter (in) (B)	Drive End Outside Diameter (in) (C)	Nut Depth (in) (D)	Bolt Clearance Depth (in) (E)	Overall Length (in) (L)	Weight (lbs)
4	J4704M	J4704TM	17/64	15/32	11/64	13/32	7/8	0.01
4.5	J47045M	J47045TM	5/16	15/32	11/64	13/32	7/8	0.01
5	J4705M	J4705TM	5/16	15/32	11/64	13/32	7/8	0.02
5.5	J47055M	J47055TM	21/64	15/32	11/64	13/32	7/8	0.02
6	J4706M	J4706TM	3/8	15/32	7/32	13/32	7/8	0.02
7	J4707M	J4707TM	27/64	15/32	1/4	15/32	7/8	0.02
8	J4708M	J4708TM	15/32	15/32	19/64	35/64	7/8	0.04
9	J4709M	J4709TM	33/64	33/64	23/64	35/64	7/8	0.03
10	J4710M	J4710TM	37/64	37/64	23/64	35/64	7/8	0.04
11	J4711M	J4711TM	5/8	5/8	23/64	35/64	7/8	0.05
12	J4712M	J4712TM	21/32	21/32	23/64	35/64	7/8	0.05
13	J4713M	J4713TM	11/16	11/16	23/64	35/64	7/8	0.05
14	J4714M	J4714TM	3/4	3/4	23/64	9/16	7/8	0.06
15	J4715M	J4715TM	51/64	51/64	23/64	9/16	7/8	0.08
16	J4716M	-	7/8	7/8	3/8	9/16	7/8	0.09

ASME B107.110-2012


6 POINT
 8 POINT
 12 POINT
 SPL SPLINE
 HEX
 FULL POLISH
 SATIN
 BLACK OXIDE
 INSULATED

1/4" DRIVE SOCKETS - 8 POINT

- Full polish sockets meet and exceed stringent aerospace specification AS4984A which requires tools to have a thicker nickel-chrome coating for greater corrosion-resistance and durability.
- PROTO® Sockets with TorquePlus™ are ideal for use on stubborn or damaged fasteners, and also on fasteners made from soft materials.



- Radius-corner socket design
- Engages flats for better grip
- Improves the ability to turn worn or rounded fasteners

INCH		Nut End Outside Diameter (in) (B)	Drive End Outside Diameter (in) (C)	Nut Depth (in) (D)	Bolt Clearance Depth (in) (E)	Overall Length (in) (L)	Weight (lbs)
1/4	J4708S	31/64	31/64	1/4	17/32	7/8	0.03
5/16	J4710S	9/16	9/16	1/4	17/32	7/8	0.05
3/8	J4712S	11/16	11/16	1/4	17/32	7/8	0.06


ASME B107.110-2012 

1/4" DRIVE SOCKETS - SPLINE

- Proto® Spline tools are designed to service high tensile strength fasteners used widely on military and commercial aircraft and in heavy machinery applications where vibration is prevalent. They are also used in automotive and industrial areas where high performance torque needs to be achieved.
- Spline sockets help tighten high strength bolts to high torque loads. They help lower the force required to turn standard fasteners by allowing the torque load to be moved away from the corners to help prevent fastener rounding. They also turn fasteners with damaged corners.
- Spline helps reduce foreign object debris (FOD) by having a precise fit between the fastening tool and its fastener.




STANDARD

INCH	Spline Size		Nut End Outside Diameter (in) (B)	Drive End Outside Diameter (in) (C)	Nut Depth (in) (D)	Bolt Clearance Depth (in) (E)	Overall Length (in) (L)	Weight (lbs)
3/16	6	J4706SPL	5/16	7/16	3/16	9/16	59/64	0.02
7/32	7	J4707SPL	11/32	7/16	13/64	9/16	59/64	0.02
1/4	8	J4708SPL	3/8	7/16	1/4	9/16	59/64	0.02
9/32	9	J4709SPL	7/16	7/16	9/32	9/16	59/64	0.02
5/16	10	J4710SPL	29/64	29/64	5/16	9/16	59/64	0.03
3/8	12	J4712SPL	35/64	35/64	11/32	9/16	59/64	0.04
7/16	14	J4714SPL	5/8	5/8	27/64	11/16	1-1/32	0.05



DEEP

INCH	Spline Size		Nut End Outside Diameter (in) (B)	Drive End Outside Diameter (in) (C)	Nut Depth (in) (D)	Bolt Clearance Depth (in) (E)	Overall Length (in) (L)	Weight (lbs)
3/16	6	J4706DPL	5/16	7/16	3/16	1-21/32	2	0.03
7/32	7	J4707DPL	11/32	7/16	13/64	1-21/32	2	0.04
1/4	8	J4708DPL	3/8	7/16	1/4	1-21/32	2	0.04
9/32	9	J4709DPL	7/16	7/16	9/32	1-21/32	2	0.05
5/16	10	J4710DPL	29/64	29/64	5/16	1-21/32	2	0.06
3/8	12	J4712DPL	35/64	35/64	11/32	1-21/32	2	0.08
7/16	14	J4714DPL	5/8	5/8	27/64	1-21/32	2	0.09

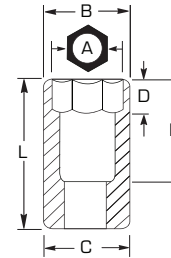




1/4" DRIVE INTERMEDIATE SOCKETS - 12 POINT



- ▶ Radius-corner socket design
- ▶ Engages flats for better grip
- ▶ Improves the ability to turn worn or rounded fasteners



1/4" DRIVE SOCKETS

INCH	12	Nut End Outside Diameter (in) (B)	Drive End Outside Diameter (in) (C)	Nut Depth (in) (D)	Bolt Clearance Depth (in) (E)	Overall Length (in) (L)	Weight (lbs)
3/16	J4706N	19/64	7/16	17/64	29/64	1-15/64	0.02
7/32	J4707N	21/64	7/16	9/32	29/64	1-15/64	0.02
1/4	J4708N	3/8	7/16	19/64	29/64	1-15/64	0.02
9/32	J4709N	27/64	27/64	5/16	29/64	1-15/64	0.02
5/16	J4710N	29/64	29/64	11/32	19/32	1-15/64	0.03
11/32	J4711N	31/64	31/64	3/8	19/32	1-15/64	0.03
3/8	J4712N	35/64	35/64	3/8	19/32	1-15/64	0.04
7/16	J4714N	5/8	5/8	3/4	7/8	1-15/64	0.04
1/2	J4716N	43/64	43/64	3/4	7/8	1-15/64	0.05
9/16	J4718N	47/64	47/64	3/4	7/8	1-15/64	0.06

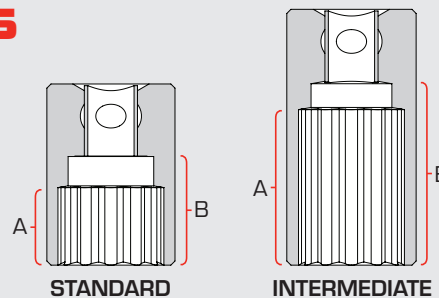
SAE AS954G ASME B107.110-2012

MM	12	Nut End Outside Diameter (in) (B)	Drive End Outside Diameter (in) (C)	Nut Depth (in) (D)	Bolt Clearance Depth (in) (E)	Overall Length (in) (L)	Weight (lbs)
5	J4705MN	5/16	15/32	1/4	25/64	1-17/64	0.03
5.5	J47055MN	11/32	15/32	17/64	25/64	1-17/64	0.03
6	J4706MN	25/64	15/32	9/32	13/32	1-17/64	0.03
7	J4707MN	27/64	15/32	21/64	7/16	1-17/64	0.04
8	J4708MN	15/32	15/32	23/64	17/32	1-17/64	0.04
9	J4709MN	17/32	17/32	13/32	17/32	1-17/64	0.06
10	J4710MN	37/64	37/64	27/64	9/16	1-17/64	0.06
11	J4711MN	5/8	5/8	15/32	19/32	1-17/64	0.07
12	J4712MN	43/64	43/64	33/64	41/64	1-17/64	0.08
13	J4713MN	23/32	23/32	17/32	43/64	1-17/64	0.08
14	J4714MN	3/4	3/4	9/16	23/32	1-17/64	0.09

SAE AS955 ASME B107.110-2012

INTERMEDIATE SOCKETS

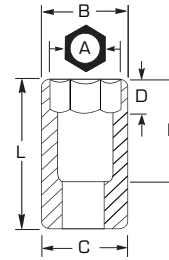
PROTO® intermediate sockets feature increased Nut Depth and Bolt Clearance vs. standard length sockets. This gives PROTO® intermediate sockets versatility in tight spaces.



A - Nut Depth B - Bolt Clearance

1/4" DRIVE DEEP SOCKETS

- ▶ PROTO® Sockets with TorquePlus™ are ideal for use on stubborn or damaged fasteners, and also on fasteners made from soft materials.
- ▶ Full polish sockets meet and exceed stringent aerospace specification AS4984A which requires tools to have a thicker nickel-chrome coating for greater corrosion-resistance and durability.



- ▶ Radius-corner socket design
- ▶ Engages flats for better grip
- ▶ Improves the ability to turn worn or rounded fasteners

INCH	6	6	12	Nut End Outside Diameter (in) (B)	Drive End Outside Diameter (in) (C)	Nut Depth (in) (D)	Bolt Clearance Depth (in) (E)	Overall Length (in) (L)	Weight (lbs)
3/16	J4706L	J4706LB	J4706LT*	5/16	29/64	9/32	1-21/32	2	0.05
7/32	J4707L	J4707LB	J4707LT*	11/32	15/32	3/8	1-21/32	2	0.05
1/4	J4708L	J4708LB	J4708LT*	25/64	15/32	3/8	1-1/2	2	0.05
9/32	J4709L	J4709LB	J4709LT*	7/16	15/32	3/8	1-1/2	2	0.05
5/16	J4710L	J4710LB	J4710LT*	15/32	15/32	3/8	1-1/2	2	0.06
11/32	J4711L	J4711LB	J4711LT*	1/2	1/2	5/8	1-1/2	2	0.06
3/8	J4712L	J4712LB	J4712LT*	9/16	9/16	5/8	1-27/64	2	0.08
7/16	J4714L	J4714LB	J4714LT*	37/64	39/64	5/8	1-27/64	2	0.09
1/2	J4716L	J4716LB	J4716LT*	11/16	11/16	5/8	1-27/64	2	0.13
9/16	J4718L	J4718LB	J4718LT*	3/4	3/4	5/8	1-27/64	2	0.14

*SAE AS954G ASME B107.110-2012

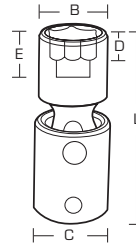
MM	6	12	Nut End Outside Diameter (in) (B)	Drive End Outside Diameter (in) (C)	Nut Depth (in) (D)	Bolt Clearance Depth (in) (E)	Overall Length (in) (L)	Weight (lbs)
4	J4704LM	-	9/32	29/64	13/64	55/64	1-63/64	0.04
5	J4705LM	J4705LTM	5/16	29/64	9/32	55/64	1-63/64	0.04
5.5	J47055LM	J47055LTM	11/32	29/64	9/32	55/64	1-63/64	0.04
6	J4706LM	J4706LTM	3/8	29/64	3/8	55/64	1-63/64	0.04
7	J4707LM	J4707LTM	27/64	29/64	3/8	55/64	1-63/64	0.04
8	J4708LM	J4708LTM	29/64	29/64	13/32	1-5/32	1-63/64	0.06
9	J4709LM	J4709LTM	1/2	1/2	39/64	1-5/32	1-63/64	0.06
10	J4710LM	J4710LTM	9/16	9/16	5/8	1-27/64	1-63/64	0.07
11	J4711LM	J4711LTM	39/64	39/64	5/8	1-27/64	1-63/64	0.09
12	J4712LM	J4712LTM	21/32	21/32	5/8	1-27/64	1-63/64	0.11
13	J4713LM	J4713LTM	11/16	11/16	5/8	1-27/64	1-63/64	0.15
14	J4714LM	J4714LTM	49/64	49/64	5/8	1-27/64	1-63/64	0.15
15	J4715LM	J4715LTM*	53/64	53/64	5/8	1-27/64	2	0.20

*SAE AS955 ASME B107.110-2012



1/4" DRIVE UNIVERSAL SOCKETS

- ▶ PROTO® Sockets with TorquePlus™ are ideal for use on stubborn or damaged fasteners, and also on fasteners made from soft materials.
- ▶ Full polish sockets meet and exceed stringent aerospace specification AS4984A which requires tools to have a thicker nickel-chrome coating for greater corrosion-resistance and durability.



- ▶ Radius-corner socket design
- ▶ Engages flats for better grip
- ▶ Improves the ability to turn worn or rounded fasteners

1/4" DRIVE SOCKETS

INCH	6	12	Nut End Outside Diameter (in) (B)	Drive End Outside Diameter (in) (C)	Nut Depth (in) (D)	Bolt Clearance Depth (in) (E)	Overall Length (in) (L)	Weight (lbs)
7/32	-	J4770TA	11/32	1/2	9/32	3/8	1-1/4	0.05
1/4	J4771A	J4771TA*	3/8	1/2	9/32	3/8	1-1/4	0.05
9/32	-	J4777TA	7/16	1/2	9/32	3/8	1-1/4	0.06
5/16	J4772A	J4772TA*	15/32	1/2	9/32	3/8	1-1/4	0.04
11/32	-	J4778TA	1/2	1/2	9/32	3/8	1-1/4	0.05
3/8	J4773A	J4773TA*	9/16	1/2	9/32	3/8	1-1/4	0.04
7/16	J4774A	J4774TA*	5/8	1/2	9/32	3/8	1-1/4	0.05
1/2	-	J4775TA*	11/16	1/2	9/32	3/8	1-1/4	0.05
9/16	-	J4776TA	3/4	1/2	23/64	29/64	1-21/64	0.07

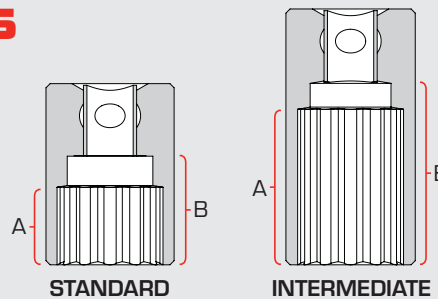
*SAE AS955 ASME B107.110-2012

MM	6	Nut End Outside Diameter (in) (B)	Drive End Outside Diameter (in) (C)	Nut Depth (in) (D)	Bolt Clearance Depth (in) (E)	Overall Length (in) (L)	Weight (lbs)
5	J4805AM	5/16	31/64	9/32	11/32	1-1/4	0.03
5.5	J48055AM	21/64	31/64	9/32	11/32	1-1/4	0.04
6	J4806AM	11/32	31/64	9/32	11/32	1-1/4	0.04
7	J4807AM	13/32	31/64	9/32	11/32	1-1/4	0.04
8	J4808AM	29/64	31/64	9/32	11/32	1-1/4	0.03
9	J4809AM	1/2	31/64	9/32	11/32	1-1/4	0.04
10	J4810AM	35/64	31/64	9/32	11/32	1-1/4	0.04
11	J4811AM	19/32	31/64	9/32	11/32	1-1/4	0.05
12	J4812AM	21/32	31/64	9/32	11/32	1-1/4	0.04
13	J4813AM	45/64	31/64	19/64	11/32	1-1/4	0.05
14	J4814AM	47/64	31/64	23/64	27/64	1-21/64	0.05
15	J4815AM	51/64	31/64	23/64	27/64	1-21/64	0.05

INTERMEDIATE SOCKETS

PROTO® intermediate sockets feature increased Nut Depth and Bolt Clearance vs. standard length sockets. This gives PROTO® intermediate sockets versatility in tight spaces.

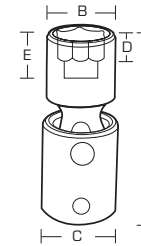
A - Nut Depth B - Bolt Clearance



6 POINT
 8 POINT
 12 POINT
 SPLINE
 HEX
 FULL POLISH
 SATIN
 BLACK OXIDE
 INSULATED

1/4" DRIVE INTERMEDIATE UNIVERSAL SOCKETS

- Full polish sockets meet and exceed stringent aerospace specification AS4984A which requires tools to have a thicker nickel-chrome coating for greater corrosion-resistance and durability.
- 12-Point sockets are ideal for use on stubborn or damaged fasteners.
- Intermediate lengths give additional reach without limiting accessibility in tight spaces.




- Radius-corner socket design
- Engages flats for better grip
- Improves the ability to turn worn or rounded fasteners

INCH	12	Nut End Outside Diameter (in) (B)	Drive End Outside Diameter (in) (C)	Nut Depth (in) (D)	Bolt Clearance Depth (in) (E)	Overall Length (in) (L)	Weight (lbs)
7/32	J4770AS	21/64	1/2	7/32	13/32	1-17/64	0.03
1/4	J4771AS	3/8	1/2	7/32	13/32	1-17/64	0.03
5/16	J4772AS	29/64	1/2	17/64	17/32	1-25/64	0.04
3/8	J4773AS	17/32	1/2	17/64	29/64	1-25/64	0.05
7/16	J4774AS	39/64	1/2	11/32	9/16	1-29/64	0.06
1/2	J4775AS	43/64	1/2	3/8	9/16	1-29/64	0.09
9/16	J4776AS	47/64	1/2	31/64	37/64	1-37/64	0.07
9/32	J4777AS	27/64	1/2	1/2	17/32	1-37/64	0.04
11/32	J4778AS	31/64	1/2	1/2	29/64	1-37/64	0.04

SAE AS954G ASME B107.100-2010 

MM	12	Nut End Outside Diameter (in) (B)	Drive End Outside Diameter (in) (C)	Nut Depth (in) (D)	Bolt Clearance Depth (in) (E)	Overall Length (in) (L)	Weight (lbs)
5.5	J4805MAS	11/32	1/2	5/32	13/32	1-9/32	0.03
5	J4805MAS	5/16	1/2	11/64	13/32	1-9/32	0.03
6	J4806MAS	3/8	1/2	13/64	13/32	1-9/32	0.03
7	J4807MAS	27/64	1/2	7/32	33/64	1-3/8	0.04
8	J4808MAS	15/32	1/2	1/4	33/64	1-3/8	0.04
9	J4809MAS	33/64	1/2	17/64	33/64	1-3/8	0.05
10	J4810MAS	37/64	1/2	17/64	35/64	1-29/64	0.04
11	J4811MAS	43/64	1/2	11/32	39/64	1-29/64	0.06
12	J4812MAS	11/16	1/2	11/32	21/32	1-37/64	0.09
13	J4813MAS	45/64	1/2	11/32	11/16	1-37/64	0.09
14	J4814MAS	47/64	1/2	23/64	47/64	1-37/64	0.07

SAE AS955 ASME B107.110-2012 



1/4" DRIVE BIT SOCKETS

- Bit holders have a hex opening to hold the bit, allowing the bit holder to take the full load of torque.



J4743



J4737



J4739-10W

	Size	Product #	Tip Thickness (in)	Bit Length (in)	Overall Length (in)	Weight (lbs)
Slotted	1/4"	J4743	3/64	-	1-3/16	0.05
	3/16"	J4744	1/32	-	1-53/64	0.05
	1/4"	J4745	3/64	-	1-53/64	0.06
Phillips	#1	J4737	-	-	1-13/64	0.04
	#2	J4738	-	-	1-13/64	0.05
Torx®	T10	J4739-10W	-	5/8	1-1/2	0.06
	T15	J4739-15W	-	5/8	1-1/2	0.05
	T20	J4739-20W	-	5/8	1-1/2	0.05
	T25	J4739-25W	-	5/8	1-1/2	0.05
	T27	J4739-27W	-	5/8	1-1/2	0.06
	T30	J4739-30W	-	7/8	1-3/4	0.05



1/4" DRIVE BALL END HEX BIT SOCKETS

- Full polish sockets meet and exceed stringent aerospace specification AS4984A which requires tools to have a thicker nickel-chrome coating for greater corrosion-resistance and durability.



INCH	HEX	Overall Length (in)	Weight (lbs)
1/4	J47701/4B	1-1/2	0.05
1/8	J47701/8B	1-1/2	0.05
3/16	J47703/16B	1-1/2	0.05
3/32	J47703/32B	1-1/2	0.05
5/32	J47705/32B	1-1/2	0.05
7/32	J47707/32B	1-1/2	0.05
7/64	J47707/64B	1-1/2	0.05
9/64	J47709/64B	1-1/2	0.05



1/4" DRIVE HEX BIT SOCKETS

INCH	HEX	Bit Length (in)	Overall Length (in)	Weight (lbs)
1/16	J47701/16	1	1-7/8	0.05
5/64	J47705/64	1	1-7/8	0.05
3/32	J47703/32	1	1-7/8	0.05
7/64	J47707/64	1	1-7/8	0.06
1/8	J47701/8	1	1-7/8	0.05
9/64	J47709/64	1	1-7/8	0.05
5/32	J47705/32	1	1-7/8	0.05
3/16	J47703/16	1	1-7/8	0.05
7/32	J47707/32	1	1-7/8	0.05
1/4	J47701/4	1	1-7/8	0.06
5/16	J47705/16	1	1-7/8	0.06



- Bit holders have a hex opening to hold the bit allowing the bit holder to take the full load of torque.
- Made of heat-treated alloy steel.
- Polished chrome finish on socket.



MM	HEX	Bit Length (in)	Overall Length (in)	Weight (lbs)	Repair Kit Part #
2	J4770-2M	1	1-7/8	0.04	-
2.5	J4770-2.5M	1	1-7/8	0.05	J4770-2.5MRKA
3	J4770-3M	1	1-7/8	0.05	J4770-3MRKA
4	J4770-4M	1	1-7/8	0.05	J4770-4MRKA
5	J4770-5M	1	1-7/8	0.05	-
6	J4770-6M	1	1-7/8	0.05	-



1/4" DRIVE BIT SOCKETS

1/4" DRIVE ADVANCED HEX BIT SOCKETS

- ▶ Rounded Bolt Removal Technology (RBRT™) designed to prevent the rounding of hex fasteners.
- ▶ Anti-slip dual-directional hex driver is effective at removing compromised hex fasteners.
- ▶ S2 tool steel bits are precision machined for use on standard or compromised hex fasteners.
- ▶ Bi-directional: works for both loosening and tightening hex fasteners.
- ▶ Meets or exceeds ANSI specifications.



J4770R-9/64



J4770R-4M

INCH	HEX	Bit Length (in)	Overall Length (in)	Drive End Outside Dia (in)	Weight (lbs)
1/16	J4770R-1/16	1-31/32	2-3/4	15/32	0.05
5/64	J4770R-5/64	1-31/32	2-3/4	15/32	0.05
3/32	J4770R-3/32	1-31/32	2-3/4	15/32	0.05
7/64	J4770R-7/64	1-31/32	2-3/4	15/32	0.05
1/8	J4770R-1/8	1-31/32	2-3/4	15/32	0.05
9/64	J4770R-9/64	1-31/32	2-3/4	15/32	0.06
5/32	J4770R-5/32	1-31/32	2-3/4	15/32	0.06
3/16	J4770R-3/16	1-31/32	2-3/4	15/32	0.06
7/32	J4770R-7/32	1-31/32	2-3/4	15/32	0.06
1/4	J4770R-1/4	1-31/32	2-3/4	15/32	0.06
5/16	J4770R-5/16	1-31/32	2-3/4	45/64	0.10



MM	HEX	Bit Length (in)	Overall Length (in)	Drive End Outside Dia (in)	Weight (lbs)
1.5	J4770R-1.5M	1-31/32	2-3/4	15/32	0.05
2	J4770R-2M	1-31/32	2-3/4	15/32	0.05
2.5	J4770R-2.5M	1-31/32	2-3/4	15/32	0.05
3	J4770R-3M	1-31/32	2-3/4	15/32	0.05
4	J4770R-4M	1-31/32	2-3/4	15/32	0.06
5	J4770R-5M	1-31/32	2-3/4	15/32	0.06
6	J4770R-6M	1-31/32	2-3/4	15/32	0.06
7	J4770R-7M	1-31/32	2-3/4	15/32	0.06





3/8" DRIVE SOCKETS

- ▶ Proto® Sockets are ideal for use on stubborn or damaged fasteners, and also on fasteners made from soft materials.
- ▶ Full polish sockets meet and exceed stringent aerospace specification AS4984A which requires tools to have a thicker nickel-chrome coating for greater corrosion-resistance and durability.



- ▶ Radius-corner socket design
- ▶ Engages flats for better grip
- ▶ Improves the ability to turn worn or rounded fasteners

INCH	6	12	12	Nut End Outside Diameter (in) (B)	Drive End Outside Diameter (in) (C)	Nut Depth (in) (D)	Bolt Clearance Depth (in) (E)	Overall Length (in) (L)	Weight (lbs)
3/16	J5206H	-	-	5/16	43/64	23/64	21/32	1-3/32	0.07
1/4	J5208H	J5208	J5208B	25/64	43/64	23/64	21/32	1-3/32	0.05
9/32	J5209H	J5209	-	27/64	43/64	21/32	21/32	1-3/32	0.05
5/16	J5210H	J5210	J5210B	15/32	43/64	23/64	21/32	1-3/32	0.05
11/32	J5211H	J5211	J5211B	1/2	43/64	23/64	21/32	1-3/32	0.05
3/8	J5212H	J5212	J5212B	35/64	43/64	23/64	21/32	1-3/32	0.06
7/16	J5214H	J5214	J5214B	41/64	43/64	23/64	21/32	1-3/32	0.06
1/2	J5216H	J5216	J5216B	47/64	47/64	23/64	21/64	1-1/8	0.08
17/32	-	J5217	-	49/64	49/64	23/64	11/16	1-1/8	0.08
9/16	J5218H	J5218	J5218B	13/16	13/16	1/2	11/16	1-1/8	0.09
19/32	-	J5219	-	33/64	27/32	1/2	11/16	1-1/8	0.09
5/8	J5220H	J5220	J5220B	7/8	7/8	33/64	11/16	1-1/8	0.10
11/16	J5222H	J5222	J5222B	61/64	61/64	17/32	11/16	1-1/8	0.13
3/4	J5224H	J5224	J5224B	1-1/32	1-1/32	39/64	3/4	1-3/16	0.15
25/32	-	J5225	-	1-1/16	1-1/16	39/64	3/4	1-3/16	0.16
13/16	J5226H	J5226	J5226B	1-3/32	1-3/32	39/64	3/4	1-3/16	0.17
7/8	J5228H	J5228	J5228B	1-3/16	1-3/16	41/64	7/8	1-5/16	0.24
15/16	J5230H	J5230	J5230B	1-1/4	1-1/4	49/64	7/8	1-5/16	0.25
1	J5232H	J5232	J5232B	1-5/16	1-5/16	13/16	59/64	1-3/8	0.27

ASME B107.110-2012


MM	6	12	Nut End Outside Diameter (in) (B)	Drive End Outside Diameter (in) (C)	Nut Depth (in) (D)	Bolt Clearance Depth (in) (E)	Overall Length (in) (L)	Weight (lbs)
5.5	J52055MH	-	23/64	43/64	1/4	21/32	1-3/32	0.04
6	J5206MH	J5206M	25/64	43/64	1/4	45/64	1-3/32	0.05
7	J5207MH	J5207M	27/64	43/64	1/4	45/64	1-3/32	0.05
8	J5208MH	J5208M	15/32	43/64	1/4	45/64	1-3/32	0.06
9	J5209MH	J5209M	33/64	43/64	9/32	45/64	1-3/32	0.05
10	J5210MH	J5210M	19/32	43/64	5/16	45/64	1-3/32	0.06
11	J5211MH	J5211M	41/64	43/64	21/64	45/64	1-3/32	0.07
12	J5212MH	J5212M	45/64	45/64	9/32	1/2	1-1/8	0.05
13	J5213MH	J5213M	47/64	47/64	9/32	1/2	1-1/8	0.07
14	J5214MH	J5214M	25/32	25/32	15/32	7/16	1-1/8	0.08
15	J5215MH	J5215M	27/32	27/32	17/32	7/16	1-1/8	0.10
16	J5216MH	J5216M	55/64	55/64	17/32	7/16	1-1/8	0.10
17	J5217MH	J5217M	15/16	15/16	17/32	7/16	1-1/8	0.12
18	J5218MH	J5218M	61/64	61/64	17/32	1/2	1-3/16	0.12
19	J5219MH	J5219M	1	1	17/32	1/2	1-3/16	0.14
20	J5220MH	J5220M	1-3/32	1-3/32	5/8	1/2	1-3/16	0.17
21	J5221MH	J5221M	1-3/32	1-3/32	9/16	41/64	1-9/32	0.18
22	J5222MH	J5222M	1-11/64	1-11/64	43/64	5/8	1-5/16	0.22
23	J5223MH	J5223M	1-3/16	1-3/16	47/64	5/8	1-5/16	0.21
24	J5224MH	J5224M	1-1/4	1-1/4	49/64	37/64	1-5/16	0.23
25	J5225MH	J5225M	1-21/64	1-21/64	49/64	5/8	1-3/8	0.29
26	J5226MH	J5226M	1-21/64	1-21/64	49/64	59/64	1-3/8	0.26

ASME B107.110-2012


6 POINT
 8 POINT
 12 POINT
 SPL SPLINE
 HEX
 FULL POLISH
 SATIN
 BLACK OXIDE
 INSULATED

3/8" DRIVE SOCKETS - SPLINE

- Full polish sockets meet and exceed stringent aerospace specification AS4984A which requires tools to have a thicker nickel-chrome coating for greater corrosion-resistance and durability.




STANDARD

INCH	Spline Size		Nut End Outside Diameter (in) (B)	Drive End Outside Diameter (in) (C)	Nut Depth (in) (D)	Bolt Clearance Depth (in) (E)	Overall Length (in) (L)	Weight (lbs)
3/8	12	J5212SPL	9/16	21/32	3/8	11/16	1	0.06
7/16	14	J5214SPL	5/8	11/16	7/16	3/4	1-1/16	0.06
1/2	16	J5216SPL	3/4	23/32	7/16	3/4	1-1/16	0.07
9/16	18	J5218SPL	13/16	13/16	15/32	3/4	1-1/16	0.01
5/8	20	J5220SPL	7/8	7/8	17/32	7/8	1-3/16	0.13



DEEP

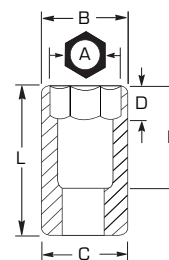
INCH	Spline Size		Nut End Outside Diameter (in) (B)	Drive End Outside Diameter (in) (C)	Nut Depth (in) (D)	Bolt Clearance Depth (in) (E)	Overall Length (in) (L)	Weight (lbs)
3/8	12	J5012DPL	9/16	21/32	3/8	1-5/8	2-1/8	0.08
7/16	14	J5014DPL	5/8	11/16	7/16	1-5/8	2-1/8	0.10
1/2	16	J5016DPL	3/4	23/32	7/16	1-5/8	2-1/8	0.12
9/16	18	J5018DPL	13/16	13/16	15/32	1-7/8	2-3/8	0.19
5/8	20	J5020DPL	7/8	7/8	17/32	1-7/8	2-3/8	0.22





3/8" DRIVE INTERMEDIATE SOCKETS - 12 POINT

- Full polish sockets meet and exceed stringent aerospace specification AS4984A which requires tools to have a thicker nickel-chrome coating for greater corrosion-resistance and durability.
- 12-Point sockets are ideal for use on stubborn or damaged fasteners.
- Intermediate lengths give additional reach without limiting accessibility in tight spaces.



INCH	12	Nut End Outside Diameter (in) (B)	Drive End Outside Diameter (in) (C)	Nut Depth (in) (D)	Bolt Clearance Depth (in) (E)	Overall Length (in) (L)	Weight (lbs)
1/4	J5208N	25/64	11/16	5/16	11/16	1-15/64	0.05
9/32	J5209N	27/64	11/16	5/16	11/16	1-15/64	0.06
5/16	J5210N	29/64	11/16	11/32	11/16	1-15/64	0.06
11/32	J5211N	31/64	11/16	3/8	11/16	1-15/64	0.06
3/8	J5212N	35/64	11/16	3/8	11/16	1-15/64	0.06
7/16	J5214N	21/32	11/16	7/16	11/16	1-15/64	0.08
1/2	J5216N	23/32	23/32	1/2	11/16	1-15/64	0.09
9/16	J5218N	51/64	51/64	9/16	7/8	1-47/64	0.13
5/8	J5220N	7/8	7/8	5/8	1	1-47/64	0.14
11/16	J5222N	61/64	61/64	11/16	1	1-47/64	0.17
3/4	J5224N	1-1/64	1-1/64	11/16	1	1-47/64	0.20
13/16	J5226N	1-1/8	1-1/8	3/4	1	1-47/64	0.24
7/8	J5228N	1-3/16	1-25/32	25/32	1-5/32	1-47/64	0.28
15/16	J5230N	1-15/64	1-15/64	1-5/32	1-3/16	1-47/64	0.28
1	J5232N	1/19/64	1-19/64	1-3/16	1-15/64	1-47/64	0.29

SAE AS9546 ASME B107.110-2012

MM	12	Nut End Outside Diameter (in) (B)	Drive End Outside Diameter (in) (C)	Nut Depth (in) (D)	Bolt Clearance Depth (in) (E)	Overall Length (in) (L)	Weight (lbs)
6	J5206MN	25/64	43/64	21/64	13/32	1-17/64	0.06
7	J5207MN	7/16	43/64	21/64	7/16	1-17/64	0.06
8	J5208MN	15/32	43/64	21/64	15/32	1-17/64	0.07
9	J5209MN	33/64	43/64	3/8	33/64	1-17/64	0.06
10	J5210MN	19/32	43/64	27/64	9/16	1-33/64	0.09
11	J5211MN	21/32	43/64	15/32	19/32	1-33/64	0.09
12	J5212MN	45/64	45/64	33/64	41/64	1-33/64	0.10
13	J5213MN	47/64	47/64	17/32	43/64	1-25/32	0.14
14	J5214MN	25/32	25/32	37/64	23/32	1-25/32	0.16
15	J5215MN	27/32	27/32	39/64	3/4	1-25/32	0.17
16	J5216MN	9/16	9/16	41/64	51/64	1-25/32	0.19
17	J5217MN	15/16	15/16	21/32	53/64	1-25/32	0.22
18	J5218MN	61/64	61/64	45/64	7/8	1-25/32	0.22
19	J5219MN	1-1/32	1-1/32	47/64	29/32	1-25/32	0.24
20	J5220MN	1.085	1.085	0.776	1.009	1-25/32	0.28
21	J5221MN	1.085	1.085	0.815	1.029	1-25/32	0.26
22	J5222MN	1.175	1.175	0.835	1.127	1-25/32	0.31
23	J5223MN	1-3/16	1-3/16	7/8	1-9/64	1-25/32	0.28
24	J5224MN	1-1/4	1-1/4	29/32	1-3/16	1-25/32	0.32
25	J5225MN	1-19/64	1-19/64	61/64	1-7/32	1-25/32	0.32

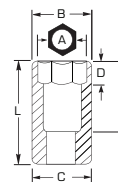
SAE AS955 ASME B107.110-2012

3/8" DRIVE DEEP SOCKETS

- ▶ Proto® Sockets are ideal for use on stubborn or damaged fasteners, and also on fasteners made from soft materials.
- ▶ Full polish sockets meet and exceed stringent aerospace specification AS4984A which requires tools to have a thicker nickel-chrome coating for greater corrosion-resistance and durability.



- ▶ Radius-corner socket design
- ▶ Engages flats for better grip
- ▶ Improves the ability to turn worn or rounded fasteners



INCH	6	12	12	Nut End Outside Diameter (in) (B)	Drive End Outside Diameter (in) (C)	Nut Depth (in) (D)	Bolt Clearance Depth (in) (E)	Overall Length (in) (L)	Weight (lbs)
1/4	J5008H	J5008*	-	13/32	21/32	5/16	1-11/16	2-1/8	0.10
5/16	J5010H	J5010*	-	15/32	21/32	13/32	1-11/16	2-1/8	0.10
11/32	J5011H	J5011*	-	1/2	21/32	25/64	1-11/16	2-1/8	0.09
3/8	J5012H	J5012*	J5012B*	35/64	21/32	13/32	1-11/16	2-1/8	0.10
7/16	J5014H	J5014*	J5014B*	21/32	21/32	7/16	1-11/16	2-1/8	0.12
1/2	J5016H	J5016*	J5016B*	23/32	23/32	33/64	1-11/16	2-1/8	0.14
9/16	J5018H	J5018*	J5018B*	51/64	51/64	19/32	1-11/16	2-1/8	0.18
5/8	J5020H	J5020*	J5020B*	7/8	7/8	43/64	2-5/16	2-3/4	0.24
11/16	J5022H	J5022*	J5022B*	15/16	15/16	43/64	2-5/16	2-3/4	0.30
3/4	J5024H	J5024*	J5024B*	1-1/64	1-1/64	43/64	2-5/16	2-3/4	0.33
13/16	J5026H	J5026*	J5026B*	1-5/64	1-5/64	43/64	2-5/16	2-3/4	0.36
7/8	J5028H	J5028*	J5028B*	1-15/64	1-15/64	1-3/16	2-5/16	2-3/4	0.43
15/16	J5030H	J5030*	J5030B*	1-15/64	1-15/64	1-3/16	2-5/16	2-3/4	0.46
1	J5032H	J5032*	J5032B*	1-5/16	1-5/16	1-3/16	2-5/16	2-3/4	0.54

*SAE AS954G ASME B107.110-2012

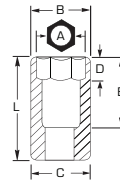
MM	6	12	Nut End Outside Diameter (in) (B)	Drive End Outside Diameter (in) (C)	Nut Depth (in) (D)	Bolt Clearance Depth (in) (E)	Overall Length (in) (L)	Weight (lbs)
6	J5006MH	J5006M*	25/64	21/32	5/16	1-11/16	2-1/8	0.10
7	J5007MH	J5007M*	27/64	21/32	5/16	1-11/16	2-1/8	0.09
8	J5008MH	J5008M*	15/32	21/32	5/16	1-15/16	2-1/8	0.10
9	J5009MH	J5009M*	33/64	21/32	25/64	1-11/16	2-1/8	0.10
10	J5010MH	J5010M*	37/64	21/32	25/64	1-11/16	2-1/8	0.11
11	J5011MH	J5011M*	21/32	21/32	7/16	1-11/16	2-1/8	0.12
12	J5012MH	J5012M*	45/64	45/64	33/64	1-1/2	2-1/8	0.14
13	J5013MH	J5013M*	23/32	23/32	33/64	1-1/2	2-1/8	0.15
14	J5014MH	J5014M*	25/32	25/32	19/32	1-1/2	2-1/8	0.16
15	J5015MH	J5015M*	55/64	55/64	21/32	2-5/16	2-3/4	0.24
16	J5016MH	J5016M*	55/64	55/64	21/32	2-5/16	2-3/4	0.24
17	J5017MH	J5017M*	15/16	15/16	21/32	2-5/16	2-3/4	0.28
18	J5018MH	J5018M*	15/16	15/16	21/32	2-5/16	2-3/4	0.28
19	J5019MH	J5019M*	1-1/64	1-1/64	11/16	2-5/16	2-3/4	0.33
20	J5020MH	J5020M*	1-5/64	1-5/64	11/16	2-5/16	2-3/4	0.35
21	J5021MH	J5021M*	1-5/64	1-5/64	11/16	2-5/16	2-3/4	0.35
22	J5022MH	J5022M*	1-11/64	1-11/64	11/16	2-5/16	2-3/4	0.46
23	J5023MH	J5023M*	1-15/64	1-15/64	1-3/16	2-5/16	2-3/4	0.55
24	J5024MH	-	1-9/32	1-9/32	1-3/16	2-5/16	2-3/4	0.56
25	J5025MH	-	1-9/32	1-9/32	1-3/16	2-5/16	2-3/4	0.56
26	J5026MH	J5026M*	1-9/32	1-9/32	1-3/16	2-5/16	2-3/4	0.65

*SAE AS955 ASME B107.110-2012



3/8" DRIVE SUPER SHORT SOCKETS - 6 POINT

- › Proto 6 Point Sockets can be used on stubborn hex bolts or bolts made from softer materials.
- › Contact stresses are dispersed over a larger area.
- › Risk of rounding the fastener is reduced.
- › Enables users to turn worn, rounded fasteners.



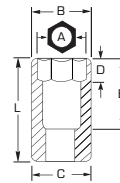
- › Radius-corner socket design
- › Engages flats for better grip
- › Improves the ability to turn worn or rounded fasteners

INCH		Nut End Outside Diameter (in) (B)	Drive End Outside Diameter (in) (C)	Nut Depth (in) (D)	Bolt Clearance Depth (in) (E)	Overall Length (in) (L)	Weight (lbs)
3/16	J5206HS	21/64	43/64	3/16	19/64	3/4	0.04
1/4	J5208HS	25/64	43/64	11/64	19/64	3/4	0.03
5/16	J5210HS	15/32	43/64	9/64	21/64	49/64	0.03
3/8	J5212HS	35/64	43/64	11/64	21/64	51/64	0.04
7/16	J5214HS	39/64	43/64	7/32	7/16	7/8	0.04
1/2	J5216HS	47/64	47/64	17/64	13/32	7/8	0.05
9/16	J5218HS	51/64	51/64	3/8	29/64	57/64	0.17
5/8	J5220HS	55/64	55/64	27/64	33/64	15/16	0.09
11/16	J5222HS	15/16	15/16	15/32	1/2	15/16	0.09
3/4	J5224HS	1	29/32	27/64	1/2	1-1/64	0.11



3/8" DRIVE SOCKETS - 8 POINT

- › For square fasteners.



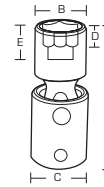
- › Radius-corner socket design
- › Engages flats for better grip
- › Improves the ability to turn worn or rounded fasteners

INCH		Nut End Outside Diameter (in) (B)	Drive End Outside Diameter (in) (C)	Nut Depth (in) (D)	Bolt Clearance Depth (in) (E)	Overall Length (in) (L)	Weight (lbs)
1/4	J5208S	35/34	5/8	1/4	39/64	1-5/64	0.04
5/16	J5210S	9/16	5/8	1/4	39/64	1-5/64	0.05
3/8	J5212S	11/16	11/16	1/4	39/64	1-5/64	0.07
7/16	J5214S	3/4	3/4	17/64	39/64	1-5/64	0.08
1/2	J5216S	7/8	7/8	5/16	21/32	1-1/8	0.12



3/8" DRIVE UNIVERSAL SOCKETS

- ▶ PROTO® Sockets with TorquePlus™ are ideal for use on stubborn or damaged fasteners, and also on fasteners made from soft materials.
- ▶ Full polish sockets meet and exceed stringent aerospace specification AS4984A which requires tools to have a thicker nickel-chrome coating for greater corrosion-resistance and durability.



- ▶ Radius-corner socket design
- ▶ Engages flats for better grip
- ▶ Improves the ability to turn worn or rounded fasteners

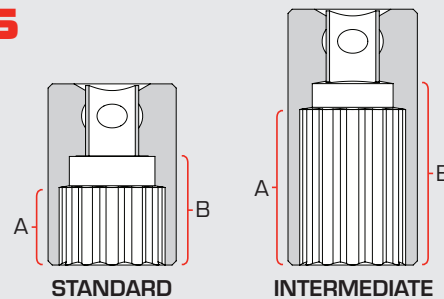
INCH	6	12	Nut End Outside Diameter (in) (B)	Drive End Outside Diameter (in) (C)	Nut Depth (in) (D)	Bolt Clearance Depth (in) (E)	Overall Length (in) (L)	Weight (lbs)
5/16	J5272HA	J5272A	15/32	3/4	9/32	9/32	1-3/4	0.12
3/8	J5273HA	J5273A	35/64	3/4	9/32	9/32	1-3/4	0.12
7/16	J5274HA	J5274A	41/64	3/4	5/16	5/16	1-25/32	0.12
1/2	J5275HA	J5275A	23/32	3/4	5/16	5/16	1-25/32	0.12
9/16	J5276HA	J5276A	25/32	3/4	3/8	3/8	1-7/8	0.13
5/8	J5277HA	J5277A	7/8	3/4	3/8	3/8	1-7/8	0.14
11/16	J5278HA	J5278A	31/32	3/4	13/32	15/32	1-31/32	0.15
3/4	J5279HA	J5279A	1	3/4	13/32	15/32	2	0.16
13/16	-	J5280A	1-3/32	25/32	13/32	9/16	1-7/8	0.27
7/8	-	J5281A	1-3/16	25/32	17/32	5/8	1-61/64	0.31
15/16	-	J5282A	1-1/4	25/32	17/32	5/8	1-61/64	0.35
1	-	J5283A	1-11/32	25/32	9/16	45/64	2	0.39

ASME B107.110-2012

MM	6	12	Nut End Outside Diameter (in) (B)	Drive End Outside Diameter (in) (C)	Nut Depth (in) (D)	Bolt Clearance Depth (in) (E)	Overall Length (in) (L)	Weight (lbs)
7	J5270HAM	-	27/64	23/32	5/16	7/16	1-49/64	0.11
8	J5271HAM	-	29/64	23/32	5/16	7/16	1-49/64	0.04
9	-	J5272AM	33/64	23/32	5/16	25/64	1-3/4	0.10
10	J5273HAM	J5273AM	35/64	23/32	11/32	25/64	1-3/4	0.10
11	J5274HAM	J5274AM	19/32	23/32	11/32	25/64	1-3/4	0.12
12	J5275HAM	J5275AM	21/32	23/32	11/32	1/2	1-3/4	0.10
13	J5276HAM	J5276AM	23/32	23/32	11/32	1/2	1-3/4	0.11
14	J5277HAM	J5277AM	25/32	23/32	3/8	33/64	1-7/8	0.13
15	J5278HAM	J5278AM	13/16	23/32	3/8	41/64	1-7/8	0.12
16	J5279HAM	J5279AM	55/64	23/32	13/32	33/64	1-57/64	0.12
17	J5280HAM	J5280AM	15/16	23/32	7/16	33/64	1-57/64	0.15
18	J5281HAM	J5281AM	63/64	23/32	7/16	33/64	1-57/64	0.16
19	J5282HAM	J5282AM	63/64	23/32	15/32	17/32	1-59/64	0.15

INTERMEDIATE SOCKETS

PROTO® intermediate sockets feature increased Nut Depth and Bolt Clearance vs. standard length sockets. This gives PROTO® intermediate sockets versatility in tight spaces.

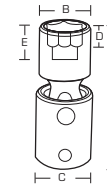


A - Nut Depth B - Bolt Clearance



3/8" DRIVE INTERMEDIATE UNIVERSAL SOCKETS

- Full polish sockets meet and exceed stringent aerospace specification AS4984A which requires tools to have a thicker nickel-chrome coating for greater corrosion-resistance and durability.



INCH	12	Nut End Outside Diameter (in) (B)	Drive End Outside Diameter (in) (C)	Nut Depth (in) (D)	Bolt Clearance Depth (in) (E)	Overall Length (in) (L)	Weight (lbs)
5/16	J5272AS	15/32	3/4	1/4	1/4	1-47/64	0.08
3/8	J5273AS	35/64	3/4	17/64	7/16	2	0.08
7/16	J5274AS	21/32	3/4	11/32	3/8	2-1/8	0.09
1/2	J5275AS	47/64	3/4	35/64	35/64	2-3/16	0.09
9/16	J5276AS	13/16	3/4	9/16	9/16	2-1/4	0.10
5/8	J5277AS	7/8	3/4	9/16	9/16	2-1/4	0.10
11/16	J5278AS	5/8	3/4	45/64	23/32	2-1/4	0.12
3/4	J5279AS	11/16	3/4	19/32	13/16	2-5/16	0.13
13/16	J5280AS	1-1/8	3/4	21/32	21/32	2-1/4	0.14
7/8	J5281AS	1-3/16	3/4	45/64	45/64	2-1/4	0.15
15/16	J5282AS	1-1/4	3/4	23/32	23/32	2-1/4	0.17
1	J5283AS	1-5/16	3/4	47/64	47/64	2-1/4	0.18

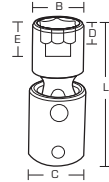
SAE AS954G ASME B107.110-2012

MM	12	Nut End Outside Diameter (in) (B)	Drive End Outside Diameter (in) (C)	Nut Depth (in) (D)	Bolt Clearance Depth (in) (E)	Overall Length (in) (L)	Weight (lbs)
10	J5273MAS	35/64	3/4	9/32	1/2	1-29/32	0.09
11	J5274MAS	39/64	3/4	11/32	1/2	1-29/32	0.09
12	J5275MAS	21/32	3/4	35/64	9/16	2-7/64	0.09
13	J5276MAS	23/32	3/4	35/64	9/16	2-7/64	0.10
14	J5277MAS	3/4	3/4	35/64	37/64	2-7/64	0.65
15	J5278MAS	13/16	3/4	19/32	5/8	2-3/16	0.12
16	J5279MAS	7/8	3/4	19/32	11/16	2-3/16	0.13
17	J5280MAS	61/64	3/4	43/64	47/64	2-19/64	0.14
18	J5281MAS	61/64	3/4	43/64	25/32	2-19/64	0.15
19	J5282MAS	1-1/32	3/4	43/64	53/64	2-19/64	0.17

SAE AS955 ASME B107.110-2012

3/8" DRIVE DEEP UNIVERSAL SOCKETS - 6 POINT

- › Universal sockets permit turning at an angle up to 65° where obstructions may prevent a straight application.
- › Proto® 6 Point Sockets are ideal for use on stubborn or damaged fasteners, and also on fasteners made from soft materials.



INCH	6	Nut End Outside Diameter (in) (B)	Drive End Outside Diameter (in) (C)	Nut Depth (in) (D)	Bolt Clearance Depth (in) (E)	Overall Length (in) (L)	Weight (lbs)
7/16	J5274LHA	5/8	3/4	11/32	7/8	2-3/8	0.16
1/2	J5275LHA	23/32	3/4	11/32	3/4	2-3/8	0.16
9/16	J5276LHA	25/32	3/4	13/32	3/4	2-3/8	0.18
5/8	J5277LHA	7/8	3/4	13/32	3/4	2-3/8	0.19



3/8" DRIVE SPARK PLUG SOCKETS - 6 POINT

- › Chrome finish.
- › With rubber insert.
- › Full polish sockets meet and exceed stringent aerospace specification AS4984A which requires tools to have a thicker nickel-chrome coating for greater corrosion-resistance and durability.

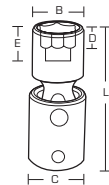


INCH	6	Nut End Outside Diameter (in)	Overall Length (in)	Weight (lbs)
5/8	J5020-50	3/16	2-1/2	0.21
13/16	J5026HPA	19/64	2-3/4	0.35

ASME B107.110-2012 

3/8" DRIVE UNIVERSAL SPARK PLUG SOCKETS - 6 POINT

- › Chrome finish.
- › With rubber insert.



INCH	6	Nut End Outside Diameter (in) (B)	Drive End Outside Diameter (in) (C)	Nut Depth (in) (D)	Overall Length (in) (L)	Weight (lbs)
5/8	J5020-70A	27/32	23/32	5/16	3-19/64	0.26
13/16	J5026-50A	1-1/16	23/32	5/16	3-3/8	0.34





3/8" DRIVE DRAG LINK SOCKET

- › Made of heat-treated alloy steel.
- › Ball detent.

INCH	Product #	Tip Width (in)	Overall Length (in)	Weight (lbs)
11/16	J5244	1/8	1-1/8	0.06



3/8" DRIVE BIT SOCKETS

	Size	Product #	Tip Width (in)	Bit Length (in)	Overall Length (in)	Weight (lbs)
Slotted	1/4"	J5246	1/32	-	1-13/16	0.01
	5/16"	J5240A*	3/64	-	3	0.13
Phillips	#2	J5241	-	-	1-31/32	0.11
	#3	J5242	-	-	1-31/32	0.12
	#4	J5243	-	-	1-31/32	0.12
Torx®	T10	J5239-10W	-	5/8	1-23/32	0.10
	T15	J5239-15W	-	5/8	1-23/32	0.10
	T20	J5239-20W	-	5/8	1-23/32	0.10
	T25	J5239-25W	-	5/8	1-23/32	0.10
	T27	J5239-27W	-	5/8	1-23/32	0.10
	T30	J5239-30W	-	7/8	1-23/32	0.12
	T40	J5239-40W	-	7/8	1-23/32	0.11
	T45	J5239-45W	-	7/8	1-23/32	0.12
	T50	J5239-50W	-	7/8	1-23/32	0.12
	T55	J5239-55W	-	7/8	1-23/32	0.13

*One-piece design



3/8" DRIVE HEX BIT SOCKETS

	INCH	HEX	Bit Length (in)	Overall Length (in)	Weight (lbs)
STANDARD	1/8	J49901/8	1-5/8	2-23/32	0.12
	9/64	J49909/64	1-5/8	2-23/32	0.10
	5/32	J49905/32	1-5/8	2-23/32	0.12
	3/16	J49903/16	1-5/8	2-23/32	0.12
	7/32	J49907/32	1-5/8	2-23/32	0.12
	1/4	J49901/4	1-5/8	2-23/32	0.12
	5/16	J49905/16	1-5/8	2-23/32	0.13
	3/8	J49903/8	1-5/8	2-23/32	0.15
SHORT	1/8	J49901/8ST	3/4	1-13/16	0.10
	5/32	J49905/32ST	3/4	1-13/16	0.11
	3/16	J49903/16ST	3/4	1-13/16	0.10
	7/32	J49907/32ST	3/4	1-13/16	0.10
	1/4	J49901/4ST	3/4	1-13/16	0.11
	5/16	J49905/16ST	3/4	1-13/16	0.11
	3/8	J49903/8ST	3/4	1-13/16	0.12
EXTRA LONG	1/8	J49901/8XL	5	6-3/32	0.08
	5/32	J49905/32XL	5	6-3/32	0.12
	3/16	J49903/16XL	5	6-3/32	0.12
	7/32	J49907/32XL	5	6-3/32	0.13
	1/4	J49901/4XL	5	6-3/32	0.17
	5/16	J49905/16XL	5	6-3/32	0.21
	3/8	J49903/8XL	5	6-3/32	0.26
EXTRA LONG BALL END	1/8	J4904BD	5	6-3/32	0.19
	5/32	J4905BD	5	6-3/32	0.17
	3/16	J4906BD	5	6-3/32	0.17
	7/32	J4907BD	5	6-3/32	0.16
	1/4	J4908BD	5	6-3/32	0.17
	5/16	J4910BD	5	6-3/32	0.22
	3/8	J4912BD	5	6-3/32	0.28



	MM	HEX	Bit Length (in)	Overall Length (in)	Weight (lbs)
STANDARD	4	J4990-4M	1-5/8	2-23/32	0.12
	5	J4990-5M	1-5/8	2-23/32	0.12
	6	J4990-6M	1-5/8	2-23/32	0.12
	7	J4990-7M	1-5/8	2-23/32	0.12
	8	J4990-8M	1-5/8	2-23/32	0.13
	9	J4990-9M	1-5/8	2-23/32	0.15
	10	J4990-10M	1-5/8	2-23/32	0.16
SHORT	4	J4990-4MST	11/16	1-25/32	0.08
	5	J4990-5MST	11/16	1-25/32	0.10
	6	J4990-6MST	11/16	1-25/32	0.10
	7	J4990-7MST	11/16	1-25/32	0.11
	8	J4990-8MST	11/16	1-25/32	0.10
	9	J4990-9MST	11/16	1-25/32	0.11
	10	J4990-10MST	11/16	1-25/32	0.12
EXTRA LONG	4	J4990-4MXL	5	6-3/32	0.10
	5	J4990-5MXL	5	6-3/32	0.17
	6	J4990-6MXL	5	6-3/32	0.17
	7	J4990-7MXL	5	6-3/32	0.17
	8	J4990-8MXL	5	6-3/32	0.21
	10	J4990-10MXL	5	6-3/32	0.28



- ▶ Made using a heat-treated alloy for wear resistance, which helps minimize distortion for a long life.
- ▶ Hex opening holds the bit, allowing the bit holder to take the torque load.



Standard

Short

Extra Long

Extra Long Ball End



Standard

Short

Extra Long



3/8" DRIVE ADVANCED HEX BIT SOCKETS

- ▶ Rounded Bolt Removal Technology (RBRT™) designed to prevent the rounding of hex fasteners.
- ▶ Anti-slip dual-directional hex driver is effective at removing compromised hex fasteners.
- ▶ S2 tool steel bits are precision machined for use on standard or compromised hex fasteners.
- ▶ Bi-directional: works for both loosening and tightening hex fasteners.
- ▶ Meets or exceeds ANSI specifications.



J4990R-1/4



J4990R-8M

3/8" DRIVE HEX BIT SOCKETS

INCH	HEX	Bit Length (in)	Overall Length (in)	Drive End Outside Dia (in)	Weight (lbs)
1/8	J4990R-1/8	1-47/64	2-3/4	45/64	0.12
5/32	J4990R-5/32	1-47/64	2-3/4	45/64	0.12
3/16	J4990R-3/16	1-47/64	2-3/4	45/64	0.12
7/32	J4990R-7/32	1-47/64	2-3/4	45/64	0.12
1/4	J4990R-1/4	1-47/64	2-3/4	45/64	0.12
5/16	J4990R-5/16	1-47/64	2-3/4	45/64	0.14
3/8	J4990R-3/8	1-47/64	2-3/4	45/64	0.14



MM	HEX	Bit Length (in)	Overall Length (in)	Drive End Outside Dia (in)	Weight (lbs)
4	J4990R-4M	1-47/64	2-3/4	45/64	0.12
5	J4990R-5M	1-47/64	2-3/4	45/64	0.12
6	J4990R-6M	1-47/64	2-3/4	45/64	0.12
7	J4990R-7M	1-47/64	2-3/4	45/64	0.12
8	J4990R-8M	1-47/64	2-3/4	45/64	0.14
9	J4990R-9M	1-47/64	2-3/4	45/64	0.14
10	J4990R-10M	1-47/64	2-3/4	45/64	0.16



1/2" DRIVE SOCKETS

- ▶ PROTO® Sockets with TorquePlus™ are ideal for use on stubborn or damaged fasteners, and also on fasteners made from soft materials.
- ▶ Full polish sockets meet and exceed stringent aerospace specification AS4984A which requires tools to have a thicker nickel-chrome coating for greater corrosion-resistance and durability.



- ▶ Radius-corner socket design
- ▶ Engages flats for better grip
- ▶ Improves the ability to turn worn or rounded fasteners



INCH	6	12	12	Nut End Outside Diameter (in) (B)	Drive End Outside Diameter (in) (C)	Nut Depth (in) (D)	Bolt Clearance Depth (in) (E)	Overall Length (in) (L)	Weight (lbs)
1/4	J5408H	J5408T	-	1/4	23/32	23/64	23/32	1-34/64	0.11
5/16	J5410H**	J5410**	-	17/32	55/64	23/64	23/32	1-34/64	0.11
3/8	J5412H	J5412	J5412B*	9/16	55/64	23/64	7/8	1-31/64	0.11
7/16	J5414H	J5414	J5414B*	43/64	55/64	23/64	7/8	1-31/64	0.11
1/2	J5416H	J5416	J5416B*	47/64	55/64	23/64	7/8	1-31/64	0.11
17/32	-	J5417	-	7/8	55/64	23/64	23/32	1-31/64	0.12
9/16	J5418H	J5418	J5418B*	13/16	55/64	23/64	51/64	1-1/2	0.13
19/32	J5419H**	J5419**	-	7/8	55/64	9/16	21/32	1-1/2	0.13
5/8	J5420H	J5420	J5420B*	7/8	7/8	9/16	21/32	1-1/2	0.14
21/32	J5421H**	J5421**	-	61/64	61/64	9/16	21/32	1-1/2	0.15
11/16	J5422H	J5422	J5422B*	61/64	61/64	9/16	21/32	1-1/2	0.15
3/4	J5424H	J5424	J5424B*	1-1/32	1-1/64	11/16	21/32	1-1/2	0.15
25/32	J5425H**	J5425**	-	1-1/16	1-5/64	11/16	21/32	1-1/2	0.20
13/16	J5426H	J5426	J5426B*	1-3/32	1-5/64	11/16	21/32	1-1/2	0.23
7/8	J5428H	J5428	J5428B*	1-11/64	1-3/16	11/16	45/64	1-9/16	0.26
29/32	-	J5429	-	1-3/16	1-3/16	13/16	45/64	1-9/16	0.30
15/16	J5430H	J5430	J5430B*	1-1/4	1-1/4	13/16	45/64	1-9/16	0.33
31/32	J5431H	J5431	-	1-9/32	1-9/32	13/16	45/64	1-9/16	0.35
1	J5432H	J5432	J5432B*	1-21/64	1-5/16	27/32	45/64	1-9/16	0.38
1-1/16	J5434H	J5434	J5434B*	1-13/32	1-25/64	13/16	25/32	1-5/8	0.42
1-1/8	J5436H	J5436	J5436B*	1-31/64	1-31/64	15/16	29/32	1-3/4	0.47
1-3/16	J5438H	J5438	J5438B*	1-9/16	1-17/32	59/64	29/32	1-3/4	0.59
1-1/4	J5440H	J5440	J5440B*	1-39/64	1-37/64	1	7/8	1-3/4	0.66
1-5/16	J5442H	J5442	J5442B*	1-21/32	1-41/64	27/32	1-19/64	1-55/64	0.69
1-3/8	J5444H	J5444	J5444B*	1-25/32	1-5/8	25/32	1-19/64	2	0.79
1-7/16	J5446H	J5446	J5446B*	1-59/64	1-5/8	27/32	1-19/64	2-1/8	0.98
1-1/2	J5448H	J5448	J5448B*	1-63/64	1-5/8	27/32	1-19/64	2-1/4	1.12
1-9/16	J5450H	-	-	2-1/32	1-5/8	1	1-9/32	2-1/4	1.12

*SAE AS4984A ASME B107.110-2012

**Meets and exceeds ASME B107.110-2012 only



1/2" DRIVE SOCKETS (CONT'D)

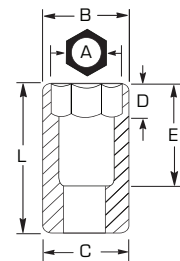
MM	6	12	Nut End Outside Diameter (in) (B)	Drive End Outside Diameter (in) (C)	Nut Depth (in) (D)	Bolt Clearance Depth (in) (E)	Overall Length (in) (L)	Weight (lbs)
8	J5408MH	J5408M	35/64	55/64	23/64	25/32	1-19/64	0.11
9	J5409MH	J5409M	19/32	55/64	23/64	25/32	1-31/64	0.11
10	J5410MH	J5410M	39/64	55/64	23/64	55/64	1-31/64	0.11
11	J5411MH	J5411M	45/64	55/64	23/64	55/64	1-31/64	0.11
12	J5412MH	J5412M	47/64	55/64	23/64	55/64	1-31/64	0.11
13	J5413MH	J5413M	3/4	55/64	23/64	55/64	1-31/64	0.12
14	J5414MH	J5414M	13/16	55/64	23/64	7/8	1-1/2	0.13
15	J5415MH	J5415M	55/64	55/64	37/64	7/8	1-1/2	0.13
16	J5416MH	J5416M	7/8	7/8	37/64	7/8	1-1/2	0.13
17	J5417MH	J5417M	61/64	61/64	37/64	7/8	1-1/2	0.14
18	J5418MH	J5418M	61/64	61/64	37/64	7/8	1-1/2	0.17
19	J5419MH	J5419M	1-1/32	1-1/32	11/16	27/32	1-1/2	0.19
20	J5420MH	J5420M	1-3/32	1-3/32	11/16	27/32	1-1/2	0.22
21	J5421MH	J5421M	1-3/32	1-3/32	11/16	27/32	1-1/2	0.24
22	J5422MH	J5422M	1-11/64	1-11/64	11/16	27/32	1-17/32	0.26
23	J5423MH	J5423M	1-13/64	1-13/64	25/32	59/64	1-17/32	0.27
24	J5424MH	J5424M	1-1/4	1-1/4	53/64	59/64	1-17/32	0.28
25	J5425MH	J5425M	1-9/32	1-9/32	53/64	59/64	1-17/32	0.30
26	J5426MH	J5426M*	1-21/64	1-21/64	55/64	63/64	1-39/64	0.33
27	J5427MH	J5427M	1-13/32	1-13/32	15/16	1-3/64	1-43/64	0.39
28	J5428MH	J5428M*	1-31/64	1-31/64	63/64	1-5/32	1-25/32	0.48
29	J5429MH	J5429M*	1-31/64	1-31/64	63/64	1-5/32	1-25/32	0.62
30	J5430MH	J5430M	1-9/16	1-17/32	63/64	1-5/32	1-25/32	0.63
31	J5431MH	J5431M*	1-39/64	1-39/64	1-1/16	1-5/32	1-25/32	0.63
32	J5432MH	J5432M	1-39/64	1-39/64	1-1/8	1-7/32	1-27/32	0.63
34	J5434MH	J5434M	1-49/64	1-49/64	1	1-35/64	1-27/32	0.63
36	J5436MH	J5436M	1-31/32	1-31/32	1-3/8	1-39/64	2-15/64	1.04
38	-	J5438M	2-1/32	2-1/32	1-3/8	1-39/64	2-1/4	1.04

*SAE AS955 ASME B107.110-2012

**Meets and exceeds ASME B107.110-2012 only

1/2" DRIVE SOCKETS - 8 POINT

► For square nuts




INCH	8	Nut End Outside Diameter (in) (B)	Drive End Outside Diameter (in) (C)	Nut Depth (in) (D)	Bolt Clearance Depth (in) (E)	Overall Length (in) (L)	Weight (lbs)
3/8	J5412S	45/64	55/64	1/4	1-1/64	1-7/16	0.11
7/16	J5414S	51/64	51/64	5/16	1-1/8	1-7/16	0.11
1/2	J5416S	59/64	59/64	11/32	1-3/32	1-7/16	0.11
9/16	J5418S	1	1	3/8	1-1/64	1-1/2	0.13
5/8	J5420S	1-5/64	1-5/64	37/64	1-3/32	1-1/2	0.14
11/16	J5422S	1-11/64	1-11/64	13/32	1-1/64	1-1/2	0.15
3/4	J5424S	1-15/64	1-15/64	29/64	1-1/16	1-1/2	0.18
13/16	J5426S	1-23/64	1-23/64	27/32	1-5/32	1-5/8	0.23
7/8	J5428S	1-1/2	1-1/2	27/32	1-1/8	1-5/8	0.51
1	J5432S	1-11/16	1-11/16	3/4	11/16	1-3/4	0.80




6 POINT
 8 POINT
 12 POINT
 SPL SPLINE
 HEX
 FULL POLISH
 SATIN
 BLACK OXIDE
 INSULATED

1/2" DRIVE SOCKETS - SPLINE




STANDARD

INCH	Spline Size		Nut End Outside Diameter (in) (B)	Drive End Outside Diameter (in) (C)	Nut Depth (in) (D)	Bolt Clearance Depth (in) (E)	Overall Length (in) (L)	Weight (lbs)
1/2	16	J5416SPL	7/8	7/8	31/64	13/16	1-7/16	0.11
9/16	18	J5418SPL	7/8	7/8	31/64	13/16	1-7/16	0.11
5/8	20	J5420SPL	7/8	7/8	17/32	1-1/16	1-9/16	0.14
11/16	22	J5422SPL	61/64	61/64	17/32	1-1/16	1-9/16	0.17
3/4	24	J5424SPL	1-3/64	1-3/64	17/32	1-1/16	1-9/16	0.20
13/16	26	J5426SPL	1-1/8	1-1/8	17/32	1-1/16	1-9/16	0.23
7/8	28	J5428SPL	1-3/16	1-3/16	17/32	1-1/16	1-9/16	0.24
15/16	30	J5430SPL	1-5/16	1-5/16	17/32	1-1/16	1-9/16	0.30



DEEP

INCH	Spline Size		Nut End Outside Diameter (in) (B)	Drive End Outside Diameter (in) (C)	Nut Depth (in) (D)	Bolt Clearance Depth (in) (E)	Overall Length (in) (L)	Weight (lbs)
9/16	18	J5318DPL	7/8	7/8	31/64	2-7/8	3-3/8	0.28
5/8	20	J5320DPL	7/8	7/8	33/64	2-7/8	3-3/8	0.32
11/16	22	J5322DPL	61/64	61/64	17/32	2-7/8	3-3/8	0.29
3/4	24	J5324DPL	1-3/64	1-3/64	17/32	2-7/8	3-3/8	0.33
13/16	26	J5326DPL	1-1/8	1-1/8	17/32	2-7/8	3-3/8	0.37
7/8	28	J5328DPL	1-3/16	1-3/16	17/32	2-7/8	3-3/8	0.41
15/16	30	J5330DPL	1-5/16	1-5/16	17/32	2-7/8	3-3/8	0.48



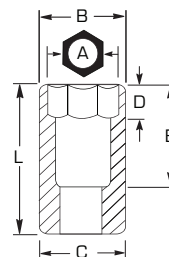


1/2" DRIVE INTERMEDIATE SOCKETS - 12 POINT



- ▶ Radius-corner socket design
- ▶ Engages flats for better grip
- ▶ Improves the ability to turn worn or rounded fasteners

- ▶ Full polish sockets meet and exceed stringent aerospace specification AS4984A which requires tools to have a thicker nickel-chrome coating for greater corrosion-resistance and durability.
- ▶ 12-Point sockets are ideal for use on stubborn or damaged fasteners.
- ▶ Intermediate lengths give additional reach without limiting accessibility in tight spaces.



INCH	12	Nut End Outside Diameter (in) (B)	Drive End Outside Diameter (in) (C)	Nut Depth (in) (D)	Bolt Clearance Depth (in) (E)	Overall Length (in) (L)	Weight (lbs)
3/8	J5412N	9/16	55/64	3/8	11/16	1-17/32	0.09
7/16	J5414N	43/64	55/64	7/16	11/16	1-17/32	0.11
1/2	J5416N	43/64	55/64	7/16	11/16	1-17/32	0.11
9/16	J5418N	13/16	55/64	5/8	11/16	1-5/8	0.12
5/8	J5420N	55/64	55/64	5/8	25/32	1-45/64	0.12
11/16	J5422N	61/64	61/64	13/16	27/32	1-47/64	0.13
3/4	J5424N	1-1/64	1-1/64	15/16	1	1-3/4	0.14
13/16	J5426N	1-3/32	1-3/32	31/32	1-1/32	1-3/4	0.21
7/8	J5428N	1-3/16	1-3/16	1	1-9/64	1-13/16	0.26
15/16	J5430N	1-1/4	1-1/4	1	1-3/16	1-7/8	0.27
1	J5432N	1-21/64	1-21/64	1-1/16	1-15/64	1-59/64	0.29
1-1/16	J5434N	1-7/16	1-7/16	1-1/8	1-7/32	1-61/64	0.46
1-1/8	J5436N	1-1/2	1-1/2	1-1/8	1-9/32	1-63/64	0.47
1-3/16	J5438N	1-1/2	1-1/2	1-1/8	1-19/64	2	0.50
1-1/4	J5440N	1-1/4	1-1/4	1	1-3/16	1-7/8	0.27
1-5/16	J5442N	1-41/64	1-41/64	29/32	1-23/64	2-3/64	0.56

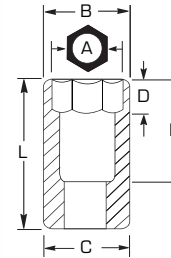
SAE AS954G ASME B107.110-2012

MM	12	Nut End Outside Diameter (in) (B)	Drive End Outside Diameter (in) (C)	Nut Depth (in) (D)	Bolt Clearance Depth (in) (E)	Overall Length (in) (L)	Weight (lbs)
10	J5410MN	9/16	55/64	3/8	11/16	1-17/32	0.09
11	J5411MN	43/64	55/64	7/16	11/16	1-17/32	0.11
12	J5412MN	43/64	55/64	7/16	11/16	1-17/32	0.11
13	J5413MN	13/16	55/64	5/8	11/16	1-5/8	0.12
14	J5414MN	13/16	55/64	5/8	11/16	1-5/8	0.12
15	J5415MN	13/16	55/64	5/8	11/16	1-5/8	0.12
16	J5416MN	55/64	55/64	5/8	25/32	1-45/64	0.12
17	J5417MN	61/64	61/64	13/16	27/32	1-47/64	0.13
18	J5418MN	61/64	61/64	13/16	27/32	1-47/64	0.13
19	J5419MN	1-1/64	1-1/64	15/16	1	1-3/4	0.14
20	J5420MN	1-3/32	1-3/32	31/32	1-1/32	1-3/4	0.21
21	J5421MN	1-3/32	1-3/32	11/16	27/32	1-13/32	0.21
22	J5422MN	1-11/64	1-11/64	11/16	57/64	1-35/64	0.26
23	J5423MN	1-3/16	1-3/16	1	1-9/64	1-13/16	0.26
24	J5424MN	1-1/4	1-1/4	1	1-3/16	1-7/8	0.27
25	J5425MN	1-21/64	1-21/64	1-1/16	1-15/64	1-59/64	0.29
27	J5427MN	1-7/16	1-7/16	1-1/8	1-7/32	1-61/64	0.46
30	J5430MN	1-1/2	1-1/2	1-1/8	1-19/64	2	0.50
32	J5432MN	1-9/16	1-9/16	1-1/8	1-5/16	1-1/64	0.48

SAE AS955 ASME B107.110-2012

6 POINT
 8 POINT
 12 POINT
 SPL SPLINE
 HEX
 FULL POLISH
 SATIN
 BLACK OXIDE
 INSULATED

1/2" DRIVE DEEP SOCKETS



- ▶ Radius-corner socket design
- ▶ Engages flats for better grip
- ▶ Improves the ability to turn worn or rounded fasteners

INCH	6	12	12	Nut End Outside Diameter (in) (B)	Drive End Outside Diameter (in) (C)	Nut Depth (in) (D)	Bolt Clearance Depth (in) (E)	Overall Length (in) (L)	Weight (lbs)
3/8	J5312H	J5312°	-	9/16	7/8	1/4	2-39/64	3-1/4	0.28
7/16	J5314H	J5314°	-	9/16	7/8	23/64	2-39/64	3-1/4	0.28
1/2	J5316H	J5316°	J5316B°	47/64	55/64	25/32	2-39/64	3-1/4	0.29
9/16	J5318H	J5318°	J5318B°	13/16	27/32	15/16	2-39/64	3-1/4	0.29
5/8	J5320H	J5320°	J5320B°	7/8	7/8	1-7/32	2-39/64	3-1/4	0.30
11/16	J5322H	J5322°	J5322B°	31/32	31/32	1-7/32	2-39/64	3-1/4	0.42
3/4	J5324H	J5324°	J5324B°	1-3/64	1-3/64	1-7/32	2-39/64	3-1/4	0.42
13/16	J5326H	J5326°	J5326B°	1-3/32	1-3/32	1-7/32	2-39/64	3-1/4	0.52
7/8	J5328H	J5328°	J5328B°	1-11/64	1-11/64	1-7/32	2-39/64	3-1/4	0.58
15/16	J5330H	J5330°	J5330B°	1-1/4	1-1/4	1-7/32	2-39/64	3-1/4	0.67
1	J5332H	J5332°	J5332B°	1-21/64	1-21/64	1-7/32	2-29/64	3-1/4	0.67
1-1/16	J5334H	J5334°	J5334B°	1-13/32	1-13/32	1-9/32	2-29/64	3-1/4	0.75
1-1/8	J5336H	J5336°	J5336B°	1-1/2	1-1/2	1-5/32	2-29/64	3-1/4	0.83
1-3/16	J5338H	J5338°	-	1-35/64	1-35/64	1-7/64	2-1/4	3-1/4	0.83
1-1/4	J5340H	J5340°	J5340B°	1-9/16	1-9/16	1-13/32	2-29/64	3-1/4	1.06
1-5/16	J5342H	J5342°	-	1-7/8	1-5/8	27/32	2-1/4	3-1/2	1.06
1-3/8	J5344H	J5344°	-	1-7/8	1-5/8	61/64	2-1/4	3-1/2	1.23
1-7/16	J5346H	J5346°	-	2-1/16	1-5/8	61/64	2-1/4	3-1/2	1.27
1-1/2	J5348H	J5348°	-	2-1/16	1-5/8	1	2-1/4	3-1/2	1.58

*SAE AS954G ASME B107.110-2012

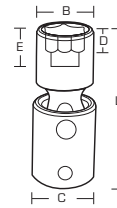
MM	12	Nut End Outside Diameter (in) (B)	Drive End Outside Diameter (in) (C)	Nut Depth (in) (D)	Bolt Clearance Depth (in) (E)	Overall Length (in) (L)	Weight (lbs)
10	J5310M	39/64	55/64	19/32	2-3/32	3-1/4	0.25
11	J5311M	45/64	55/64	5/8	2-3/32	3-1/4	0.25
12	J5312M	47/64	55/64	43/64	2-3/32	3-1/4	0.26
13	J5313M	3/4	55/64	43/64	2-3/32	3-1/4	0.26
14	J5314M	27/32	27/32	15/16	2-3/32	3-1/4	0.30
15	J5315M	55/64	55/64	1-1/16	2-3/32	3-1/4	0.32
16	J5316M	55/64	55/64	1-3/16	2-3/32	3-1/4	0.32
17	J5317M	61/64	61/64	1-3/16	2-3/32	3-1/4	0.33
18	J5318M	63/64	63/64	1-3/16	2-3/32	3-1/4	0.33
19	J5319M	1-3/64	1-3/64	1-3/16	2-3/32	3-1/4	0.37
20	J5320M	1-3/32	1-3/32	1-3/16	2-3/32	3-1/4	0.46
21	J5321M	1-3/32	1-3/32	1-3/16	2-3/32	3-1/4	0.51
22	J5322M	1-11/64	1-11/64	1-3/16	2-3/32	3-1/4	0.51
23	J5323M	1-13/64	1-13/64	1-3/16	2-3/32	3-1/4	0.51
24	J5324M	1-1/4	1-1/4	1-3/16	2-3/32	3-1/4	0.51
25	J5325M	1-5/16	1-5/16	1-3/16	2-3/32	3-1/4	0.62
26	J5326M	1-21/64	1-21/64	1-3/16	2-3/32	3-1/4	0.63
27	J5327M	1-1/64	1-1/64	1-7/64	2-3/32	3-1/4	0.65
28	J5328M	1-3/32	1-31/64	1-7/64	2-3/32	3-1/4	0.68
29	J5329M	1-31/64	1-31/64	1-7/64	2-3/32	3-1/4	0.68
30	J5330M	1-9/16	1-9/16	1-7/64	2-5/8	3-1/4	0.70
31	J5331M	1-39/64	1-39/64	1-7/64	2-5/8	3-1/4	0.73
32	J5332M	1-39/64	1-39/64	1-7/64	2-5/8	3-1/4	0.73
36	J5336M	1-31/32	1-31/32	1-7/64	2-5/8	3-1/4	0.99

SAE AS955 ASME B107.110-2012



1/2" DRIVE UNIVERSAL SOCKETS

- › Universal sockets permit turning at an angle up to 65° where obstructions may prevent a straight application.



- › Radius-corner socket design
- › Engages flats for better grip
- › Improves the ability to turn worn or rounded fasteners

6 POINT

MM	Product #	Nut End Outside Diameter (in) (B)	Drive End Outside Diameter (in) (C)	Nut Depth (in) (D)	Bolt Clearance Depth (in) (E)	Overall Length (in) (L)	Weight (lbs)
21	J5484HAM	1-3/16	1	1/2	1/2	2-9/16	0.37
22	J5485HAM	1-1/4	1	1/2	1/2	2-9/16	0.38
24	J5487HAM	1-3/16	1	9/16	9/16	2-9/16	0.39



12 POINT

INCH	Product #	Nut End Outside Diameter (in) (B)	Drive End Outside Diameter (in) (C)	Nut Depth (in) (D)	Bolt Clearance Depth (in) (E)	Overall Length (in) (L)	Weight (lbs)
1/2	J5475A	23/32	15/16	3/8	29/64	2-15/32	0.25
9/16	J5476A	13/16	15/16	13/32	1/2	2-21/32	0.26
5/8	J5477A	15/16	15/16	29/64	1/2	2-21/32	0.27



1/2" DRIVE DRAG LINK SOCKETS

- › Made of heat-treated alloy steel.
- › Ball detent.

INCH	Product #	Tip Width (in)	Overall Length (in)	Weight (lbs)
3/4	J5444A	0.115	1-5/8	0.14
15/16	J5446A	0.154	1-5/8	0.17



1/2" DRIVE SPARK PLUG SOCKETS - 6 POINT

- › With rubber insert.
- › Proto® 6 Point Sockets are ideal for use on stubborn or damaged fasteners, and also on fasteners made from soft materials.

INCH	6	Overall Length (in)	Weight (lbs)
5/8	J5320-50	2-1/2	0.23
13/16	J5326HPA	2-47/64	0.35

ASME B107.110-2012



- › Radius-corner socket design
- › Engages flats for better grip
- › Improves the ability to turn worn or rounded fasteners



1/2" DRIVE SCREWDRIVER BIT SOCKETS

- › Made of heat-treated alloy steel.
- › Ball detent.

	Size	Product #	Tip Width (in)	Overall Length (in)	Weight (lbs)
Slotted	7/16"	J5407A	1/16	3-5/32	0.2
	1/2"	J5408A	5/64	3-5/32	0.22
	5/8"	J5409A	3/32	3-5/32	0.27
Phillips	#2	J5402	2-5/32	2-5/32	0.19
	#3	J5403	2-5/32	2-5/32	0.18
	#4	J5404	2-5/32	2-5/32	0.19



Slotted



Phillips

1/2" DRIVE HEX BIT SOCKETS

- › Bit holders have a hex opening to hold the bit allowing the bit holder to take the full load of torque.
- › Made of heat-treated alloy steel.
- › Polished chrome finish.

	INCH	HEX	Bit Length (in)	Overall Length (in)	Weight (lbs)
STANDARD	1/4	J54411/4°	1-3/4	3-1/4	0.19
	5/16	J54415/16°	1-3/4	3-1/4	0.22
	3/8	J54413/8°	1-3/4	3-1/4	0.25
	7/16	J54417/16°	1-3/4	3-1/4	0.28
	1/2	J54411/2°	1-7/8	3-5/8	0.46
	9/16	J54419/16°	1-7/8	3-5/8	0.50
	5/8	J54415/8°	2	4	0.85
EXTRA LONG	3/4	J54413/4°	2	4	0.92
	1/4	J54411/4XL	3-1/8	4-5/8	0.20
	5/16	J54415/16XL	4-1/8	5-5/8	0.29
	3/8	J54413/8XL	4-1/8	5-5/8	0.42
	1/2	J54411/2XL	5-3/8	7-1/8	0.60
9/16	J54419/16XL	5-3/8	7-1/8	0.77	
5/8	J54415/8XL	5-3/16	7-3/16	0.86	

*SAE AS4984A



	MM	HEX	Bit Length (in)	Overall Length (in)	Weight (lbs)
STANDARD	6	J5441-6M°	1-3/4	3-1/4	0.20
	8	J5441-8M°	1-3/4	3-1/4	0.22
	10	J5441-10M°	1-3/4	3-1/4	0.26
	12	J5441-12M°	1-3/4	3-1/4	0.29
	13	J5441-13M°	1-7/8	3-41/64	0.46
	14	J5441-14M°	1-7/8	3-41/64	0.50
	15	J5441-15M°	1-7/8	3-41/64	0.50
	17	J5441-17M°	2	4	0.87
	18	J5441-18M°	2	4	0.90
	19	J5441-19M°	2	4	0.94
EXTRA LONG	12	J5441-12MXL	5-5/8	7-1/8	0.50
	14	J5441-14MXL	5-3/8	7-1/8	0.75
	17	J5441-17MXL	5-1/8	7-1/8	1.20

*SAE AS4984A



Standard



Extra Long



1/2" DRIVE ADVANCED HEX BIT SOCKETS

- › Rounded Bolt Removal Technology (RBRT™) designed to prevent the rounding of hex fasteners.
- › Anti-slip dual-directional hex driver is effective at removing compromised hex fasteners.
- › S2 tool steel bits are precision machined for use on standard or compromised hex fasteners.
- › Bi-directional: works for both loosening and tightening hex fasteners.
- › Meets or exceeds ANSI specifications.



J5440R-7/16



J5440R-12M

1/2" DRIVE HEX BIT SOCKETS

INCH	HEX	Bit Length (in)	Overall Length (in)	Drive End Outside Dia (in)	Weight (lbs)
5/16	J5441R-5/16	1-17/64	2-3/4	55/64	0.19
3/8	J5441R-3/8	1-17/64	2-3/4	55/64	0.22
7/16	J5441R-7/16	1-17/64	2-3/4	55/64	0.24
1/2	J5441R-1/2	1-17/64	2-3/4	55/64	0.30
9/16	J5441R-9/16	1-17/64	2-3/4	55/64	0.38
5/8	J5441R-5/8	1-17/64	2-3/4	55/64	0.39
11/16	J5441R-11/16	1-17/64	2-3/4	55/64	0.47
3/4	J5441R-3/4	1-17/64	2-3/4	55/64	0.50

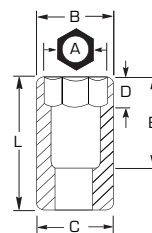


MM	HEX	Bit Length (in)	Overall Length (in)	Drive End Outside Dia (in)	Weight (lbs)
11	J5441R-11M	1-17/64	2-3/4	55/64	0.24
12	J5441R-12M	1-17/64	2-3/4	55/64	0.30
13	J5441R-13M	1-17/64	2-3/4	55/64	0.31
14	J5441R-14M	1-17/64	2-3/4	55/64	0.38
15	J5441R-15M	1-17/64	2-3/4	55/64	0.39
17	J5441R-17M	1-17/64	2-3/4	55/64	0.47
18	J5441R-18M	1-17/64	2-3/4	55/64	0.49
19	J5441R-19M	1-17/64	2-3/4	55/64	0.50



3/4" DRIVE SOCKETS - 12 POINT

- ▶ Proto® 12 Point Sockets are ideal for use on stubborn or damaged fasteners, and also on fasteners made from soft materials.
- ▶ Ball detent design.
- ▶ Made of heat-treated alloy steel.
- ▶ Side locking hole.



- ▶ Radius-corner socket design
- ▶ Engages flats for better grip
- ▶ Improves the ability to turn worn or rounded fasteners

INCH	12	Nut End Outside Diameter (in) (B)	Drive End Outside Diameter (in) (C)	Nut Depth (in) (D)	Bolt Clearance Depth (in) (E)	Overall Length (in) (L)	Weight (lbs)
3/4	J5524	1-5/16	1-5/16	19/32	1-1/16	2	0.35
13/16	J5526	1-5/16	1-5/16	21/32	1-1/16	2	0.36
7/8	J5528	1-5/16	1-5/16	45/64	1-1/16	2	0.46
15/16	J5530	1-7/16	1-7/16	3/4	1-1/16	2	0.51
1	J5532	1-1/2	1-1/2	3/4	1-1/16	2	0.56
1-1/16	J5534	1-37/64	1-37/64	3/4	1-1/16	2	0.61
1-1/8	J5536	1-37/64	1-15/32	25/32	1	2-7/32	0.72
1-3/16	J5538	1-37/64	1-15/32	25/32	1	2-7/32	0.61
1-1/4	J5540*	1-13/16	1-19/32	13/16	1-5/32	2-15/64	0.87
1-5/16	J5542*	1-7/8	1-19/32	27/32	1-5/32	2-9/32	0.89
1-3/8	J5544*	1-7/8	1-5/8	29/32	1-5/32	2-9/32	0.84
1-7/16	J5546*	2-3/64	1-5/8	61/64	1-1/4	2-13/32	1.07
1-1/2	J5548*	2-3/64	1-5/8	1	1-1/4	2-13/32	0.94
1-9/16	J5550*	2-3/16	1-23/32	1-3/64	1-15/16	2-5/8	0.97
1-5/8	J5552*	2-15/64	1-3/4	1-7/64	1-15/16	2-5/8	1.03
1-11/16	J5554*	2-3/8	1-3/4	1-5/32	1-15/32	2-3/4	1.14
1-3/4	J5556*	2-3/8	1-3/4	1-13/64	1-15/32	2-3/4	1.30
1-13/16	J5558	2-9/16	1-3/4	1-1/4	1-39/64	2-29/32	1.41
1-7/8	J5560	2-9/16	1-3/4	1-19/64	1-39/64	2-31/32	1.55
2	J5564	2-47/64	2	1-3/4	1-3/4	3-7/64	1.59
2-1/16	J5566	2-49/64	2-1/32	1-3/4	1-3/4	3-5/32	1.60
2-1/8	J5568	2-61/64	2-3/32	1-13/16	1-13/16	3-9/32	1.64
2-3/16	J5570	2-61/64	2-3/32	1-13/16	2-5/32	3-9/32	1.90
2-1/4	J5572	3-17/64	2-3/32	1-61/64	2-3/16	3-13/32	1.91
2-3/8	J5576	3-17/64	2-29/64	2-1/8	2-3/16	3-43/64	2.28

*SAE AS954G ASME B107.110-2012



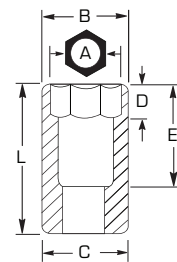
3/4" DRIVE SOCKETS (CONT'D)

MM	12	Nut End Outside Diameter (in) (B)	Drive End Outside Diameter (in) (C)	Nut Depth (in) (D)	Bolt Clearance Depth (in) (E)	Overall Length (in) (L)	Weight (lbs)
19	J5519M	1-1/8	1-19/64	9/16	1-5/16	2	0.36
20	J5520M	1-3/16	1-19/64	9/16	1-5/16	2	0.37
21	J5521M	1-17/64	1-19/64	9/16	1-5/16	2	0.40
22	J5522M	1-5/16	1-19/64	9/16	1-5/16	2	0.41
23	J5523M	1-13/32	1-13/32	9/16	1-5/16	2	0.52
24	J5524M	1-7/16	1-7/16	9/16	1-5/16	2	0.41
25	J5525M	1-31/64	1-31/64	5/8	1-5/16	2	0.60
26	J5526M	1-1/2	1-1/2	5/8	1-5/16	2	0.59
27	J5527M	1-35/64	1-35/64	11/16	1-5/16	2	0.62
28	J5528M	1-19/32	1-31/64	3/4	1-5/16	2-7/32	0.64
29	J5529M	1-19/32	1-31/64	49/64	1-5/16	2-7/32	0.65
30	J5530M	1-19/32	1-31/64	49/64	1-5/16	2-7/32	0.63
31	J5531M	1-47/64	1-47/64	13/16	1-5/16	2-7/32	0.72
32	J5532M*	1-25/32	1-31/64	13/16	1-5/16	2-7/32	0.78
35	J5535M*	1-55/64	1-19/32	1-5/32	1-5/16	2-9/32	0.87
36	J5536M*	2-3/64	1-19/32	1-15/64	1-5/16	2-13/32	1.09
38	J5538M*	2-3/64	1-19/32	1-15/64	1-5/16	2-13/32	1.04
41	J5541M*	2-15/64	1-23/32	1-9/32	1-5/16	2-39/64	1.06
42	J5542M*	2-23/64	1-23/32	1-15/32	1-5/16	2-23/32	1.06
46	J5546M*	2-37/64	1-25/32	1-39/64	1-5/16	2-31/32	1.45
50	J5550M*	2-49/64	2-1/32	1-47/64	1-5/16	3-5/32	2.39
54	J5554M*	2-15/16	2-3/32	1-3/8	1-5/16	3-9/32	1.97
55	J5555M*	2-15/16	2-3/32	1-13/16	1-5/16	3-9/32	2.64
58	J5558M*	3-9/64	2-3/32	1-61/64	1-5/16	3-13/32	2.99
60	J5560M*	3-17/64	2-17/32	2-1/8	1-5/16	3-21/32	2.27

*SAE AS955 ASME B107.110-2012

3/4" DRIVE SOCKETS

3/4" DRIVE SOCKETS - SPLINE



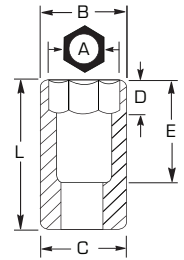
INCH	Spline Size	SPL	Nut End Outside Diameter (in) (B)	Drive End Outside Diameter (in) (C)	Nut Depth (in) (D)	Bolt Clearance Depth (in) (E)	Overall Length (in) (L)	Weight (lbs)
3/4	24	J5524SPL	1-3/64	1-3/8	5/8	9/16	1-5/8	0.30
13/16	26	J5526SPL	1-3/16	1-3/8	5/8	9/16	1-5/8	0.36
7/8	28	J5528SPL	1-5/16	1-3/8	3/4	11/16	1-11/16	0.33
15/16	30	J5530SPL	1-3/8	1-3/8	3/4	3/4	1-7/8	0.36
1	32	J5532SPL	1-7/16	1-7/16	13/16	1-1/8	1-15/16	0.45
1-1/16	34	J5534SPL	1-1/2	1-1/2	7/8	1-3/32	1-31/32	0.53



6 POINT
 8 POINT
 12 POINT
 SPLINE
 HEX
 FULL POLISH
 SATIN
 BLACK OXIDE
 INSULATED

3/4" DRIVE INTERMEDIATE SOCKETS - 12 POINT

- ▶ Full polish sockets meet and exceed stringent aerospace specification AS4984A which requires tools to have a thicker nickel-chrome coating for greater corrosion-resistance and durability.
- ▶ 12-Point sockets are ideal for use on stubborn or damaged fasteners.
- ▶ Intermediate lengths give additional reach without limiting accessibility in tight spaces.



INCH	12	Nut End Outside Diameter (in) (B)	Drive End Outside Diameter (in) (C)	Nut Depth (in) (D)	Bolt Clearance Depth (in) (E)	Overall Length (in) (L)	Weight (lbs)
3/4	J5524N	1-1/8	1-19/64	55/64	31/32	2-9/32	0.43
13/16	J5526N	1-7/32	1-19/64	55/64	1-1/32	2-9/32	0.44
7/8	J5528N	1-19/64	1-19/64	55/64	1-1/8	2-9/32	0.45
15/16	J5530N	1-13/32	1-13/32	55/64	1-11/64	2-9/32	0.56
1	J5532N	1-1/2	1-1/2	55/64	1-15/64	2-9/32	0.66
1-1/16	J5534N	1-9/16	1-9/16	1-1/32	1-1/4	2-9/32	0.69
1-1/8	J5536N	1-1/2	1-11/16	1-1/32	1-9/32	2-21/64	0.67
1-3/16	J5538N	1-1/2	1-11/16	1-1/32	1-19/64	2-21/64	0.63

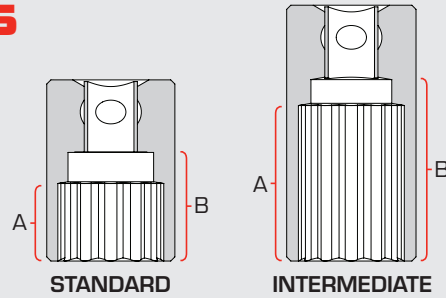
SAE AS954G ASME B107.110-2012

MM	12	Nut End Outside Diameter (in) (B)	Drive End Outside Diameter (in) (C)	Nut Depth (in) (D)	Bolt Clearance Depth (in) (E)	Overall Length (in) (L)	Weight (lbs)
19	J5519MN	1-1/4	1-9/32	55/64	31/32	2-5/16	0.40
20	J5520MN*	1-7/8	1-19/64	55/64	1	2-5/16	0.43
21	J5521MN	1-1/4	1-9/32	55/64	1-1/32	2-5/16	0.45
22	J5522MN	1-19/64	1-19/64	55/64	1-1/8	2-5/16	0.47
23	J5523MN	1-13/32	1-13/32	7/8	1-9/64	2-5/16	0.60
24	J5524MN	1-7/16	1-7/16	29/32	1-3/16	2-5/16	0.61
25	J5525MN	1-31/64	1-31/64	61/64	1-7/32	2-5/16	0.64
27	J5527MN	1-35/64	1-35/64	1	1-7/32	2-5/16	0.70
30	J5530MN	1-19/32	1-1/2	1-7/64	1-15/64	2-21/64	0.62

SAE AS955 *ASME B107.110-2012

INTERMEDIATE SOCKETS

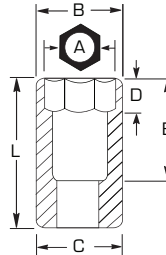
PROTO® intermediate sockets feature increased Nut Depth and Bolt Clearance vs. standard length sockets. This gives PROTO® intermediate sockets versatility in tight spaces.



A - Nut Depth B - Bolt Clearance

3/4" DRIVE DEEP SOCKETS - 6 POINT

- ▶ Proto® 6 Point Sockets are ideal for use on stubborn or damaged fasteners, and also on fasteners made from soft materials.
- ▶ Made from alloy steel.
- ▶ Heat-treated for strength and durability.
- ▶ Hand use only.
- ▶ Ball detent design.



- ▶ Radius-corner socket design
- ▶ Engages flats for better grip
- ▶ Improves the ability to turn worn or rounded fasteners

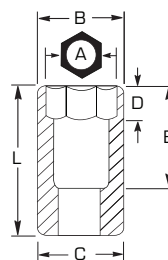
INCH	6	Nut End Outside Diameter (in) (B)	Drive End Outside Diameter (in) (C)	Nut Depth (in) (D)	Bolt Clearance Depth (in) (E)	Overall Length (in) (L)	Weight (lbs)
7/8	J5528HL	1-3/8	1-3/8	9/16	2-9/16	3-1/2	0.91
15/16	J5530HL	1-7/16	1-7/16	9/16	2-9/16	3-1/2	0.80
1	J5532HL	1-1/2	1-1/2	5/8	2-9/16	3-1/2	1.11
1-1/16	J5534HL	1-9/16	1-7/16	11/16	2-9/16	3-1/2	0.97
1-1/8	J5536HL	1-19/32	1-1/2	25/32	2-3/8	3-1/2	1.12
1-1/4	J5540HL	1-13/16	1-21/32	13/16	2-11/32	3-1/2	1.28
1-5/16	J5542HL	1-55/64	1-21/32	27/32	2-19/64	3-1/2	1.32
1-3/8	J5544HL	1-55/64	1-21/32	29/32	2-9/32	3-1/2	1.64
1-7/16	J5546HL	2-1/16	1-21/32	61/64	2-1/4	3-1/2	1.65
1-1/2	J5548HL	2-1/16	1-1/32	1	2-1/4	3-1/2	1.65
1-5/8	J5552HL	2-1/4	1-3/4	1-7/64	2-13/64	3-1/2	1.52

ASME B107.110-2012



1" DRIVE SOCKETS - 12 POINT

- Proto® 12 Point Sockets are ideal for use on stubborn or damaged fasteners, and also on fasteners made from soft materials.



- Radius-corner socket design
- Engages flats for better grip
- Improves the ability to turn worn or rounded fasteners

INCH	12	Nut End Outside Diameter (in) (B)	Drive End Outside Diameter (in) (C)	Nut Depth (in) (D)	Bolt Clearance Depth (in) (E)	Overall Length (in) (L)	Weight (lbs)
1-1/16	J5734	1-41/64	1-29/32	3/4	1	2-7/16	0.96
1-1/8	J5736	1-41/64	1-29/32	3/4	1	2-7/16	0.91
1-3/16	J5738	1-45/64	1-29/32	7/8	1-1/8	2-7/16	0.91
1-1/4	J5740	1-29/32	1-29/32	7/8	1-1/8	2-1/2	0.82
1-5/16	J5742	2-1/32	2-1/32	7/8	1-5/32	2-21/32	1.39
1-3/8	J5744	2-1/32	2-1/32	1	1-1/4	2-21/32	0.90
1-7/16	J5746	2-1/4	2-1/32	1	1-19/64	2-3/4	0.92
1-1/2	J5748	2-1/4	2-1/32	1	1-19/64	2-3/4	1.53
1-5/8	J5752	2-3/8	2-5/32	1	1-7/8	3-1/4	1.18
1-11/16	J5754	2-3/8	2-5/32	1	1-7/8	3-1/4	1.89
1-3/4	J5756	2-3/8	2-5/32	1	1-25/32	3-1/4	2.07
1-13/16	J5758	2-1/2	2-5/32	1-1/8	1-7/8	3-5/16	2.03
1-7/8	J5760	2-11/16	2-13/32	1-1/4	1-61/64	3-5/16	2.10
1-15/16	J5762	2-11/16	2-13/32	1-1/8	1-61/64	3-25/64	2.42
2	J5764	2-11/16	2-13/32	1-3/8	1-61/64	3-7/16	2.37
2-1/16	J5766	2-11/16	2-13/32	1-3/8	1-61/64	3-1/2	2.69
2-1/8	J5768	2-15/16	2-13/32	1-3/8	2-1/16	3-5/8	2.96
2-3/16	J5770	3-5/64	2-13/32	1-3/8	2-5/32	3-3/4	3.03
2-1/4	J5772	3-5/64	2-13/32	1-1/2	2-1/4	3-13/16	3.23
2-5/16	J5774	3-1/4	2-13/32	1-14/16	2-1/8	3-17/64	3.08
2-3/8	J5776	3-17/64	2-13/32	1-1/2	2-11/32	4	3.08
2-7/16	J5778	3-17/64	2-13/32	1-11/16	2-11/32	3-13/32	3.20
2-1/2	J5780	3-37/64	2-21/32	1-5/8	2-27/64	4-1/8	3.33
2-9/16	J5782	3-37/64	2-21/32	1-5/8	2-27/64	4-1/8	3.22
2-5/8	J5784	3-37/64	2-21/32	2-3/8	2-3/8	4-1/8	3.70
2-3/4	J5788	1-13/16	2-21/32	1-3/4	2-21/32	4-7/16	4.82
2-13/16	J5790	4-9/64	3-5/32	1-3/4	2-27/32	4-57/64	4.93
2-15/16	J5794	4-9/64	3-5/32	1-7/8	2-27/32	4-11/16	5.05
3	J5796	4-9/64	3-5/32	1-53/64	3-1/32	4-11/16	5.61
3-1/8	J5800	4-3/8	3-5/32	2	3-1/32	4-15/16	5.95
3-1/2	J5812	4-11/16	3-5/32	2-1/4	3-1/8	5-1/8	9.11





1" DRIVE SOCKETS - 12 POINT (CONT'D)

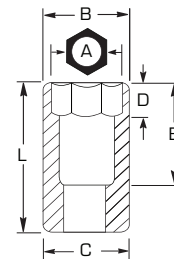


MM	12	Nut End Outside Diameter (in) (B)	Drive End Outside Diameter (in) (C)	Nut Depth (in) (D)	Bolt Clearance Depth (in) (E)	Overall Length (in) (L)	Weight (lbs)
35	J5735MT	1-15/16	1-3/4	1	1-5/16	2-7/16	0.93
36	J5736MT	2	1-3/4	1-1/16	1-3/8	2-1/2	0.98
38	J5738MT	2-1/8	1-3/4	1-1/16	1-3/8	2-9/16	1.05
41	J5741MT	2-1/4	1-3/4	1-1/4	1-9/16	2-11/16	1.20
46	J5746MT	2-9/16	1-15/16	1-3/8	1-11/16	2-14/16	1.81
50	J5750MT	2-3/4	2-1/4	1-9/16	1-7/8	3	2.38
54	J5754MT	2-15/16	2-1/4	1-9/16	1-7/8	2-1/16	2.63
55	J5755MT	3	2-5/16	1-13/16	2-1/8	3-1/4	2.79
58	J5758MT	3-3/16	2-1/4	1-13/16	2-1/8	3-1/4	3.12
60	J5760MT	3-1/4	2-1/4	1-7/8	2-3/16	3-5/16	3.22
63	J5763MT	3-3/8	2-1/4	2	2-5/16	3-7/16	3.28
65	J5765MT	3-3/8	2-1/4	2-1/16	2-3/8	3-1/2	3.27
70	J5770MT	3-3/4	2-11/16	2-1/4	2-1/2	3-13/16	4.81
71	J5771MT	3-13/16	2-11/16	2-1/4	2-1/2	3-13/16	4.99
74	J5774MT	3-15/16	2-11/16	2-1/4	2-9/16	3-7/8	5.28
75	J5775MT	3-15/16	2-11/16	2-1/4	2-9/16	3-7/8	5.10
77	J5777MT	4	2-11/16	2-1/4	2-7/8	4-3/16	5.10
80	J5780MT	4-3/16	2-11/16	2-1/4	2-7/8	4-3/16	5.82



1" DRIVE SOCKETS - SPLINE

- ▶ Proto® Spline tools are designed to service high tensile strength fasteners used widely on military and commercial aircraft and in heavy machinery applications where vibration is prevalent. They are also used in automotive and industrial areas where high performance torque needs to be achieved.
- ▶ Spline sockets help tighten high-strength bolts to high torque loads. They help lower the force required to turn standard fasteners by allowing the torque load to be moved away from the corners to help prevent fastener rounding. They also turn fasteners with damaged corners.
- ▶ Spline sockets on spline fasteners help deliver twice the torque of 12 point wrenches on double-box fasteners, and more torque than hex wrenches on hex fasteners.
- ▶ Spline helps reduce foreign object debris (FOD) by having a precise fit between the fastening tool and its fastener.



INCH	Spline Size	SPL	Nut End Outside Diameter (in) (B)	Drive End Outside Diameter (in) (C)	Nut Depth (in) (D)	Bolt Clearance Depth (in) (E)	Overall Length (in) (L)	Weight (lbs)
1	32	J5732SPL	1-1/2	1-7/8	7/8	1-1/4	2-7/16	0.82
1-1/16	34	J5734SPL	1-1/2	1-7/8	7/8	1-1/4	2-1/2	0.91
1-1/8	36	J5736SPL	1-5/8	2	1	1-3/8	2-1/2	1.00
1-3/16	38	J5738SPL	1-11/16	2	1-3/16	1-5/8	2-3/4	1.09
1-1/4	40	J5740SPL	1-11/16	2	1-3/16	1-5/8	2-3/4	1.18
1-5/16	42	J5742SPL	1-7/8	2	1-3/16	1-3/4	2-7/8	1.27
1-3/8	44	J5744SPL	2	2	1-3/16	1-3/4	3	1.37
1-7/16	46	J5746SPL	2	2	1-1/4	1-15/16	3	1.46
1-1/2	48	J5748SPL	2-1/8	2-1/8	1-5/16	2	3	1.55



6 6 POINT
8 8 POINT
12 12 POINT
SPL SPLINE
HEX HEX
FULL POLISH
SATIN
BLACK OXIDE
INSULATED

FACOM® 1/4" DRIVE METRIC INSULATED SOCKETS - 6 POINT



MM	Product #	Nut End Outside Diameter (in)	Drive End Outside Diameter (in)	Overall Length (in)	Weight (lbs)
6	R.6AVSE	5/8	55/64	55/64	0.04
7	R.7AVSE	43/64	55/64	55/64	0.04
8	R.8AVSE	43/64	55/64	55/64	0.04
10	R.10AVSE	45/64	55/64	55/64	0.06
12	R.12AVSE	55/64	55/64	55/64	0.07

FACOM® 1/4" DRIVE METRIC INSULATED HEX BIT SOCKETS



MM	Product #	Bit Length (in)	Overall Length (in)	Weight (lbs)
4	RT.4AVSE	7/16	1-29/64	0.05
5	RT.5AVSE	33/64	1-29/64	0.06
6	RT.6AVSE	35/64	1-29/64	0.06

FACOM® 3/8" DRIVE METRIC INSULATED SOCKETS - 12 POINT



MM	Product #	Nut End Outside Diameter (in)	Drive End Outside Diameter (in)	Bolt Clearance Depth (in)	Overall Length (in)	Weight (lbs)
8	J.8AVSE	43/64	45/64	1	1-11/16	0.08
10	J.10AVSE	25/32	45/64	1	1-11/16	0.08
11	J.11AVSE	53/64	45/64	1	1-13/16	0.08
12	J.12AVSE	55/64	45/64	1	1-13/16	0.09
13	J.13AVSE	29/32	45/64	1	1-13/16	0.10
14	J.14AVSE	63/64	45/64	1	1-13/16	0.10
15	J.15AVSE	63/64	45/64	1	1-13/16	0.11
16	J.16AVSE	1-1/16	45/64	1	1-13/16	0.13
17	J.17AVSE	1-1/16	45/64	1	1-13/16	0.15
18	J.18AVSE	1-9/64	45/64	1	1-13/16	0.16
19	J.19AVSE	1-7/32	45/64	1	1-31/32	0.16



FACOM® 3/8" DRIVE DEEP METRIC INSULATED SOCKETS - 12 POINT



MM	Product #	Nut End Outside Diameter (in)	Drive End Outside Diameter (in)	Overall Length (in)	Weight (lbs)
8	J.8LAVSE	3/4	45/64	2-31/64	0.10
13	J.13LAVSE	55/64	45/64	2-31/64	0.17
14	J.14LAVSE	29/32	45/64	2-23/32	0.18
16	J.16LAVSE	29/32	45/64	2-63/64	0.27
17	J.17LAVSE	63/64	45/64	2-63/64	0.33
18	J.18LAVSE	1-1/16	45/64	2-63/64	0.37
19	J.19LAVSE	1-7/64	45/64	2-63/64	0.33

FACOM® 3/8" DRIVE METRIC INSULATED HEX BIT SOCKETS



MM	Product #	Bit Length (in)	Nut End Outside Diameter (in)	Drive End Outside Diameter (in)	Overall Length (in)	Weight (lbs)
4	JT.4AVSE	25/64	25/64	45/64	3-5/32	0.10
5	JT.5AVSE	25/64	25/64	45/64	2-9/16	0.10
6	JT.6AVSE	25/64	25/64	45/64	2-9/16	0.10
7	JT.7AVSE	25/64	25/64	45/64	2-9/16	0.11
8	JT.8AVSE	25/64	25/64	45/64	2-3/4	0.13
10	JT.10AVSE	25/64	25/64	45/64	2-3/4	0.13

FACOM® 1/2" DRIVE METRIC INSULATED SOCKETS - 12 POINT



MM	Product #	Nut End Outside Diameter (in)	Drive End Outside Diameter (in)	Bolt Clearance Depth (in)	Overall Length (in)	Weight (lbs)
8	S.8AVSE	43/64	55/64	2-1/16	2-5/32	0.14
9	S.9AVSE	45/64	55/64	2-1/16	3-5/32	0.15
10	S.10AVSE	3/4	55/64	2-1/16	2-5/32	0.14
11	S.11AVSE	25/32	55/64	2-1/16	2-5/32	0.15
12	S.12AVSE	55/64	55/64	2-1/16	2-5/32	0.15
13	S.13AVSE	29/32	55/64	2-1/16	2-5/32	0.16
14	S.14AVSE	15/16	55/64	2-1/16	3-5/32	0.16
17	S.17AVSE	1-7/64	55/64	2-1/16	2-5/32	0.18
19	S.19AVSE	1-17/64	55/64	2-1/16	2-5/32	0.20
21	S.21AVSE	1-19/64	55/64	2-1/16	2-5/32	0.23
22	S.22AVSE	1-11/32	55/64	2-1/16	2-5/32	0.25

3/8" & 1/2" DRIVE INSULATED SOCKETS

FACOM® 1/2" DRIVE DEEP METRIC INSULATED SOCKETS - 12 POINT



MM	Product #	Nut End Outside Diameter (in)	Drive End Outside Diameter (in)	Bolt Clearance Depth (in)	Overall Length (in)	Weight (lbs)
12	S.12LAVSE	55/64	55/64	3-1/32	3-1/32	0.39
13	S.13LAVSE	29/32	55/64	3-1/32	3-1/32	0.39
14	S.14LAVSE	15/16	55/64	3-1/32	3-1/32	0.39
16	S.16LAVSE	1-1/16	55/64	3-1/32	3-1/32	0.39
17	S.17LAVSE	1-3/32	55/64	3-1/32	3-1/32	0.39
18	S.18LAVSE	1-5/32	55/64	3-1/32	3-1/32	0.47
19	S.19LAVSE	1-1/4	55/64	3-1/32	3-1/32	0.52

FACOM® 1/2" DRIVE METRIC INSULATED HEX BIT SOCKETS



MM	Product #	Nut End Outside Diameter (in)	Drive End Outside Diameter (in)	Overall Length (in)	Weight (lbs)
8	ST.8AVSE	5/16	55/64	2-3/4	0.19
10	ST.10AVSE	25/64	55/64	2-3/4	0.19
12	ST.12AVSE	15/32	55/64	3-5/8	0.31
14	ST.14AVSE	22	17	3-5/8	0.34
17	ST.17AVSE	22	19	3-5/8	0.37



SOCKET RAIL & STUD SETS

- › Lightweight, anodized aluminum rails provide durability without sacrificing added weight.
- › 360-degree rotating studs allow for perfect positioning on sockets for maximum visibility of the size markings.
- › Includes socket studs featuring metal ball detent for strong hold on sockets.



Product #	Drive Size (in)	# of Studs	Overall Length (in)	Weight (lbs)
J2501RS	1/4	8	6	0.08
J2502RS	1/4	11	9	0.13
J2503RS	3/8	7	6	0.09
J2504RS	3/8	13	13	0.22
J2522RS	1/2	8	9	0.13
J2505RS	1/2	12	17	0.34



SOCKET RAILS

- › Lightweight, anodized aluminum rails provide durability without sacrificing added weight.
- › Customize with socket studs and rail magnets for optimal socket organization. Stud and magnet packs sold separately.



Product #	Drive Size (in)	# of Rails	Overall Length (in)	Weight (lbs)
J2506R	1/4 & 3/8	1	6	0.07
J2507R	1/4 & 3/8	1	9	0.11
J2508R	1/2	1	9	0.11
J2509R	3/8	1	13	0.16
J2510R	1/2	1	13	0.15
J2511R	1/2	1	17	0.23



SOCKET STUD PACKS

- › 360-degree rotating studs allow for perfect positioning of sockets for maximum visibility of the size markings.
- › Socket studs feature metal ball detent for a strong hold on sockets.
- › Pair with socket rails for custom organization. Socket Rails sold separately.




Product #	Drive Size (in)	# of Studs	Overall Length (in)	Weight (lbs)
J2512S	1/4	5	-	0.25
J2513S	3/8	5	-	0.02
J2514S	1/2	5	-	0.03
J2515S	1/4	10	-	0.50
J2516S	3/8	10	-	0.03
J2517S	1/2	10	-	0.06



STUD RAIL TRAY SETS

- › Lightweight, anodized aluminum rails provide durability without sacrificing added weight.



Product #	Drive Size (in)	# of Trays	Overall Length (in)	Weight (lbs)
J2518TS	3/8	20	14	0.47
J2519TS	1/2	20	14	0.63




MAGNETIC KIT FOR SOCKET RAILS

Product #	Drive Size (in)	Weight (lbs)
J2520MAG	1/2	0.11
J2521MAG	1/4 & 3/8	0.11



- › Allows users to customize number of sockets stored on the rail and maximize storage space.
- › Includes magnets, rail locks and non-marring pads to maintain magnet placement.



SOCKET BARS SETS

- ▶ Heavy gauge all welded steel construction.

Product #	Drive Size (in)	# of Clips	Overall Length (in)	Weight (lbs)
J2570	1/4	10	9	0.15
J2571	1/4	16	17	0.21
J2572	3/8	10	9	0.16
J2585919	3/8	11	9	0.10
J25889111	3/8	11	11	0.12
J25869113	3/8	13	6	0.06
J2579	3/8	13	16.90	0.18
J2573	3/8	16	17	0.23
J2578	1/2	12	16.90	0.22
J2580	1/2	15	16.60	0.24
J2575	1/2	16	17	0.28
J2576	3/4	5	9	0.19
J2577	3/4	8	17	0.30



SOCKET BARS

- ▶ All clips fit all bars.

Product #	Overall Length (in)	Weight (lbs)
J2584	6-1/4	0.06
J2585	9	0.08
J2586	13	0.11
J2587	17	0.15
J2588	11	0.10



SOCKET CLIPS

- ▶ All clips fit all bars.

Product #	Drive Size (in)	Weight (lbs)
J2590	1/4	0.01
J2591	3/8	0.01
J2592	1/2	0.01
J2594	3/4	0.01

