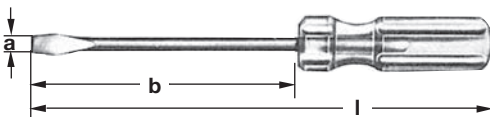


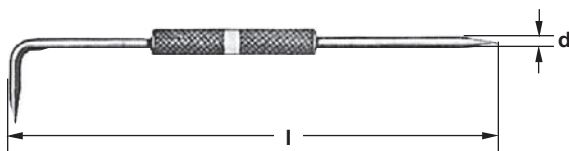
Screwdriver, Phillips
Tournevis cruciforme
Destornillador Estrella

Number	Type	b mm	l mm	⚖ g	b inch	l inch	Wt. lbs.
S-1099a	1	75	155	55	3	6 1/2	.12
S-1099	2	105	190	73	4	7 1/2	.16
S-1100	3	155	260	136	6	10 1/8	.30
S-1101	4	200	330	225	8	13	.50



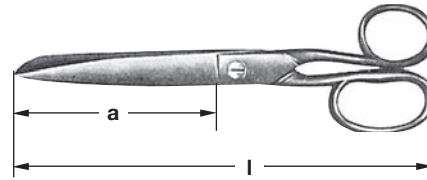
Screwdriver, Standard
Tournevis, manche plastique
Destornillador

Number	a mm	b mm	l mm	⚖ g	a inch	b inch	l inch	Wt. lbs.
S-48	8	80	170	65	9/32	3	6 1/2	.14
S-49	8	150	260	136	5/16	6	10 1/8	.30
S-50	10	200	330	225	3/8	8	13	.50
S-51	10	300	430	290	3/8	12	17	.64
S-54	3	150	241	55	1/8	6	9 1/2	.12
8000	3	60	140	20	1/8	2 3/8	5 1/2	.05
8002	4	70	165	36	5/32	2 3/4	6 1/2	.08
8004	4	120	215	60	5/32	4 3/4	8 1/2	.13
8006	5	80	170	45	3/16	3 1/8	6 5/8	.10
8008	6	100	195	80	15/64	4	7 5/8	.18
8010	6	150	245	110	15/64	6	9 5/8	.24
8012	8	150	260	152	5/16	6	10 1/4	.34



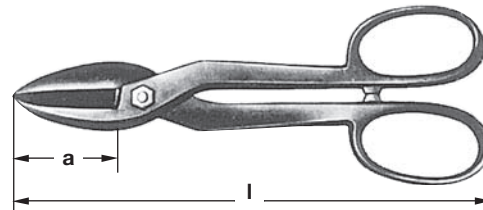
Scriber, Double End
Pointe à tracer double
Rayador de Doble Extremo

Number	d mm	l mm	⚖ g	d inch	l inch	Wt. lbs.
8220	2	154	9	1/16	6 1/16	.02



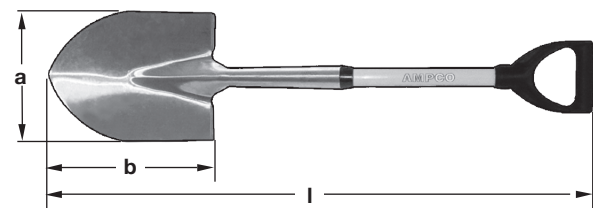
Shears, Cutting
Ciseaux
Tijeras

Number	a mm	l mm	⚖ g	a inch	l inch	Wt. lbs.
S-59	75	150	65	3	6	.14
S-599	110	200	145	4 1/2	8	.32
S-60	150	300	510	6	12	1.12
S-61	200	380	1500	8	15	3.32



Snips, Tin
Cisaille à tôle
Tijeras de Hojalatero


Number	a mm	l mm	⚖ g	a inch	l inch	Wt. lbs.
S-1126a	50	210	175	2	8	.38
S-1144	75	305	560	3	12	1.24
S-1144a	115	355	960	4 1/2	14	2.12



(DIN 20121)

Shovel, Round Point with D-Grip
Pelle de terrassier, manche à poignée
Pala de Punta Redonda
with Fiberglass Handle

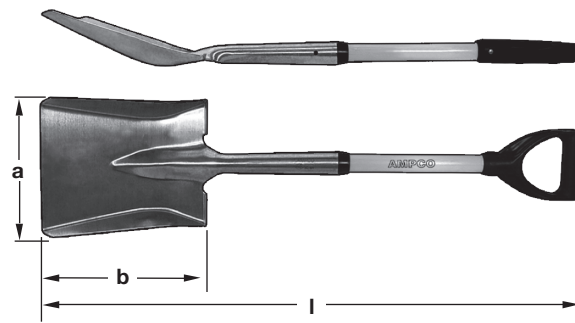
Number	a mm	b mm	l mm	⚖ g	a inch	b inch	l inch	Wt. lbs.
S-83FG	228	286	940	1905	9	11 1/4	37	4.20



(DIN 20121)

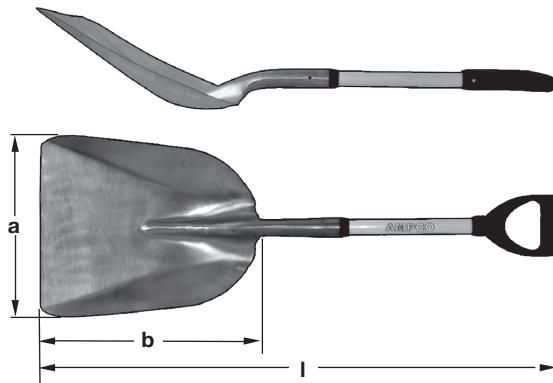
Shovel, Round Point with Long Handle
Pelle de terrassier, manche droit
Pala de Punta Redonda
with Fiberglass Handle

Number	a mm	b mm	l mm	⚖️ g	a inch	b inch	l inch	Wt. lbs.
S-81FG	228	286	1435	2268	9	11¼	56½	5.00




Shovel, Square Point with D-Grip (DIN 20123)
Pelle à boue, manche à poignée
Pala de Punta Cuadrada
with Fiberglass Handle

Number	a mm	b mm	l mm	⚖️ g	a inch	b inch	l inch	Wt. lbs.
S-84FG	228	280	940	2177	9	11	37	4.80



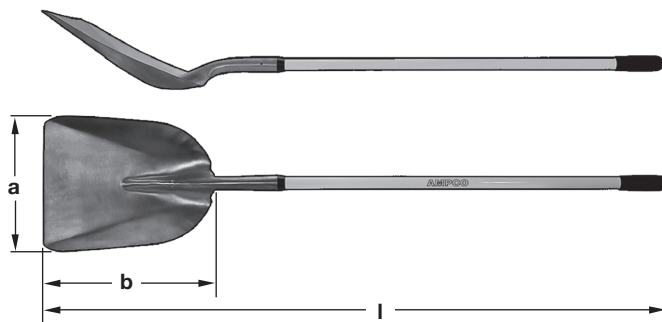
Shovel, Scoop with D-Grip
Pelle creuse, manche à poignée
Pala Cuchara
with Fiberglass Handle

Number	a mm	b mm	l mm	⚖️ g	a inch	b inch	l inch	Wt. lbs.
S-80FG	330	430	1120	2900	13	17	44	6.40



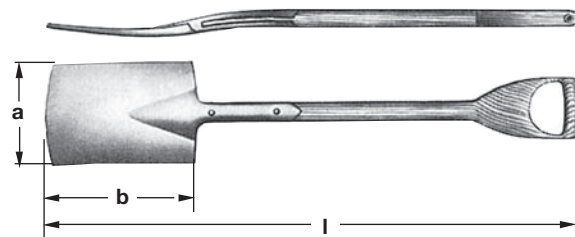
Shovel, Square Point with Long Handle (DIN 20123)
Pelle à boue, manche droit
Pala de Punta Cuadrada
with Fiberglass Handle

Number	a mm	b mm	l mm	⚖️ g	a inch	b inch	l inch	Wt. lbs.
S-82FG	228	280	1473	2631	9	11	58	5.80



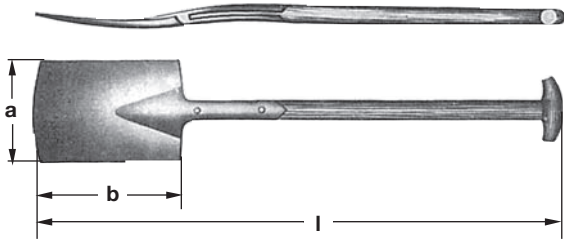
Shovel, Scoop with Long Handle
Pelle creuse, manche droit
Pala Cuchara
with Fiberglass Handle

Number	a mm	b mm	l mm	⚖️ g	a inch	b inch	l inch	Wt. lbs.
S-79FG	330	430	1753	3039	13	17	69	6.70



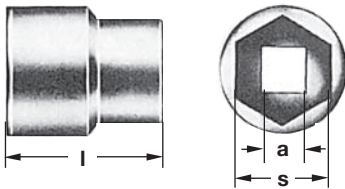
Spade, Edging with D-Grip (DIN 20127)
Bêche, manche à poignée
Azada de Borde

Number	a mm	b mm	l mm	⚖️ g	a inch	b inch	l inch	Wt. lbs.
7732	185	280	1180	2700	7¼	11	46½	5.95



Spade, Edging with T-Grip (DIN 20127)
Bêche, emmanchée
Azada de Borde

Number	a mm	b mm	l mm	⚖️ g	a inch	b inch	l inch	Wt. lbs.
7730	185	280	1160	2600	7 1/4	11	45 1/2	5.73



Socket, 6-point
Douille, 6 Pans
Cubo, 6-Puntos

Millimeter (mm)				
Number	a inch	s mm	l mm	⚖️ g
SS-1/4D4MM	1/4	4	14	11
SS-1/4D4.5MM		4.5	14	11
SS-1/4D5MM		5	14	12
SS-1/4D5.5MM		5.5	14	12
SS-1/4D6MM		6	14	12
SS-1/4D7MM		7	14	13
SS-1/4D8MM		8	16	15
SS-1/4D9MM		9	16	17
SS-1/4D10MM		10	17	18
SS-1/4D11MM		11	17	24
SS-1/4D12MM		12	21	32
SS-1/4D13MM		13	21	32
SS-1/4D14MM		14	22	40
SS-1/2D6MM	1/2	6	30	65
SS-1/2D7MM		7	30	65
SS-1/2D8MM		8	30	65
SS-1/2D9MM		9	30	65
SS-1/2D10MM		10	30	75

Millimeter (mm)				
Number	a inch	s mm	l mm	⚖️ g
SS-1/2D11MM	1/2	11	30	75
SS-1/2D12MM		12	30	75
SS-1/2D13MM		13	30	75
SS-1/2D14MM		14	30	80
SS-1/2D15MM		15	30	85
SS-1/2D16MM		16	37	85
SS-1/2D17MM		17	37	100
SS-1/2D18MM		18	37	100
SS-1/2D19MM		19	37	110
SS-1/2D20MM		20	37	110
SS-1/2D21MM		21	38	125
SS-1/2D22MM		22	38	140
SS-1/2D23MM		23	38	140
SS-1/2D24MM		24	38	180
SS-1/2D25MM		25	38	180
SS-1/2D26MM		26	38	220
SS-1/2D27MM		27	38	220
SS-1/2D28MM		28	41	230
SS-1/2D29MM		29	41	260
SS-1/2D30MM		30	41	260
SS-1/2D32MM		32	41	260
SS-3/4D30MM	3/4	30	48	300
SS-3/4D33MM		33	50	350
SS-3/4D34MM		34	50	350
SS-3/4D35MM		35	50	350
SS-3/4D36MM		36	50	400
SS-3/4D37MM		37	52	400
SS-3/4D38MM		38	52	450
SS-3/4D41MM		41	52	450
SS-3/4D42MM		42	57	550
SS-3/4D46MM		46	57	600
SS-3/4D47MM		47	62	600
SS-3/4D50MM		50	62	700
SS-3/4D52MM		52	67	700
SS-3/4D55MM		55	67	850
SS-3/4D60MM		60	73	850
SS-1D41MM	1	41	65	1000
SS-1D46MM		46	71	1000
SS-1D50MM		50	83	1250
SS-1D55MM		55	87	1350
SS-1D60MM		60	87	1500
SS-1D65MM		65	87	2000
SS-1D70MM		70	100	2500
SS-1D75MM		75	111	3100
SS-1D80MM		80	111	3900
SS-1D85MM		85	119	4300
SS-1D90MM		90	119	4400
SS-1D95MM		95	119	4500
SS-1D100MM		100	132	4600